


Vue d'ensemble

- M12, female, A-coded, 8-poles; PUR, 500 cm, shielded, free cable end
- Head A: IP67
- Cable: Twisted pairs, halogen free



Caractéristiques techniques

Side A		Cables	
Head A: Connection	M12	Stripping length	60 mm
Head A: Angle cable outlet	0°	Shielded	Oui
Head A: Gender	Female	Conductor structure	18 × 0,10 mm
Head A: Coding	A	AWG	26
Head A: No. of poles	8	External sheath: Material	PUR
Head A: LED	No	External sheath: Color	Black
Head A: Width across flats	AF18	Cable diameter	6,0 mm ± 5%
Head A: Tightening torque	0,6 Nm	Wire cross section	0,14 mm ²
Head A: Knurled nut material	CuZn,Ni	Cable	
Labeling sleeve side A	No	External sheath: Shore hardness	0 0
Side B		Operating voltage (only UL listed)	30 V
Head B: Connection	Open-ended wires	Power over ethernet (only UL listed)	2 A
Side B: Stripping length wire 1	10 mm	Cable diameter tolerance	Ø 6,0 ± 0,3 mm
Side B: Stripping length wire 2	10 mm	Weight [conductor]	42 g/m
Side B: Stripping length wire 3	10 mm	Shielded	Oui
Side B: Stripping length wire 4	10 mm	Shielding: Covering	85 %
Side B: Stripping length wire 5	10 mm	Bending radius (fixed)	45 mm
Side B: Stripping length wire 6	10 mm	Number of wires	8
Side B: Stripping length wire 7	10 mm	Cable length	500 cm
Side B: Stripping length wire 8	10 mm	AWG	26
Labeling sleeve side B	No	Conductor structure	18 × 0,10 mm
Cables		Cable diameter	6,0 mm ± 5%
Cable length	500 cm	Insulation resistance	min. 0,2 MOhm x m
		External sheath: Material	PUR
		Insulation: Material	TPE
		Shielding: Material	Copper, tinned
		Operating current per wire	1,5 A
		Paired stranding	Yes

Caractéristiques techniques

Cable

Paired stranding info	(WH, BN); (GN, YE); (GY, PK); (BU, RD)
Single wire diameter	0,1 mm
Cable: Test voltage	2 kV 0
Wire cross section	0,14 mm ²
Wire stripping length	10 mm
Wire diameter incl. isolation	0,9 mm ± 5%
External sheath: Color	Black

Données électriques

Operating voltage	max. 30 V AC 0
Operating voltage (only UL listed)	30 V

Données électriques

Operating current per contact	max. 1,5 A
-------------------------------	------------

Données mécaniques

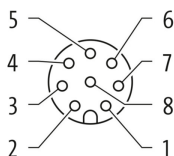
Head A: Degree of protection	IP67
------------------------------	------

Conditions ambiantes

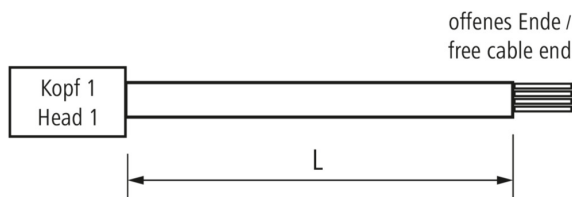
Temperature range (mobile)	-40 ...+ 90 °C
Temperature range (fixed)	-50 ...+ 90 °C
Dragchain capable	No
Head A: Pollution degree	3

Side A

Coding



Dessin d'encombrement



Side B

Technical drawing

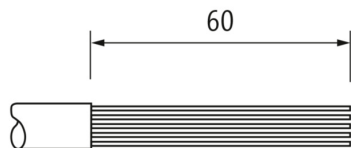


Schéma de raccordement

