



**Vue d'ensemble**

- M8, female, A-coded; 4-poles; PUR, 500 cm, free cable end
- Dragchain capable
- Head A: IP65, IP66K, IP67
- Cable: good resistance against flames and oils
- Halogen free


**Caractéristiques techniques**

Side A		Cable	
Head A: Connection	M8	Number and diameter of wires	4x0,25
Head A: Angle cable outlet	0°	Length tolerance	± 7,5 cm
Head A: Gender	Female	Cable length	500 cm
Head A: Coding	A	Acceleration (C-track)	max. 10 m/s <sup>2</sup>
Head A: No. of poles	4	AWG	24
Head A: LED	No	Bending radius (fixed)	min. 5 × outer diameter
Head A: Width across flats	AF9	Torsion speed	max. 35 cycles/min
Head A: Tightening torque	0,4 Nm	Bending radius (mobile)	min. 10 × outer diameter
Head A: Knurled nut material	Zinc-pressure die casting, surface Ni	Cable type	3
Head A: Body color	Black	Cable weight	approx. 33 g/m
Head A: Gasket material	FKM	Conductor structure	32 × 0,1 mm
Labeling sleeve side A	No	Cable diameter	4,5 mm ± 5%
<b>Side B</b>		Conductor: Material	Copper, bare
Head B: Connection	Open-ended wires	External sheath: Material	PUR
Labeling sleeve side B	No	Insulation: Material	PP
<b>Cables</b>		No. of bending cycles (C-track)	approx. 10000000 Cycles
Cable length	500 cm	Nominal voltage	300 V
Length tolerance	± 7,5 cm	No. of torsion cycles	approx. 2000000 Cycles
Stripping length	20 mm	Paired stranding	No
Shielded	No	Single wire diameter	0,1 mm
Conductor structure	32 × 0,1 mm	Cable: Test voltage	2,5 kV
AWG	24	Torsion stress in °	± 180 °/m
External sheath: Material	PUR	Total stranding	4 wires strand
External sheath: Color	Black	Travel speed (C-track)	max. 3 m/s
Cable diameter	4,5 mm ± 5%	Traversing path (horizontal)	max. 10 m
Wire cross section	0,25 mm <sup>2</sup>	Wire cross section	0,25 mm <sup>2</sup>
<b>Cable</b>		Wire processing	No
External sheath: Shore hardness	90 ± 5 A	Wire diameter incl. isolation	1,25 mm ± 5%
Cable: Temperature range (mobile)	- 25 ...+ 80 °C	External sheath: Color	Black
Cable: Temperature range (fixed)	- 40 ...+ 80 °C	<b>Données électriques</b>	
Operating voltage (only UL listed)	30 V AC/DC	Operating voltage	max. 50 V AC / 60 V DC
Shielded	No	Operating voltage (only UL listed)	30 V AC/DC
Bending radius (fixed)	22,5 mm	Nominal voltage	300 V
Number of wires	4	Contact resistance	max. 30 mOhm
		Operating current per contact	max. 4 A

**Caractéristiques techniques**

**Données mécaniques**

Head A: Degree of protection	IP65, IP66K, IP67
Bending radius (mobile)	min. 10 × outer diameter
Bending radius (fixed)	min. 5 × outer diameter
No. of bending cycles (C-track)	approx. 10000000 Cycles
Torsion speed	max. 35 cycles/min
Torsion stress in °	± 180 °/m
No. of torsion cycles	approx. 2000000 Cycles
Acceleration (C-track)	max. 10 m/s <sup>2</sup>
Travel speed (C-track)	max. 3 m/s

**Conditions ambiantes**

Temperature range (mobile)	- 25 ...+ 80 °C
Temperature range (fixed)	- 25 ...+ 80 °C
Cable: Temperature range (fixed)	- 40 ...+ 80 °C

**Conditions ambiantes**

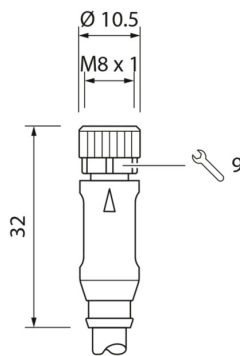
Dragchain capable	Oui
Head A: Chemical resistance	No
Head A: Flame resistance	HB (UL 94)
Head A: Oil resistance	ASTM 1 oil, mineral oils, limited to hydraulic oils
Head A: Acid and alkali resistant	No
Head A: Pollution degree	3
Cable: Chemical resistance	Good (DIN EN 60811-404)
Cable: Flame resistance	Conform UL 1581 §1090 (H), CSA FT2, IEC 60332-2-2
Cable: Oil resistance	Good (DIN EN 60811-404)
Cable: Silicone-free	Oui

**Commercial data**

Eclass	27060311
--------	----------

**Side A**

**Technical drawing**

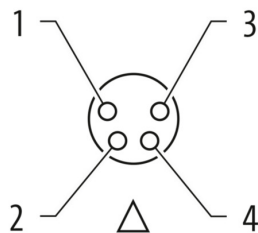


**Side B**

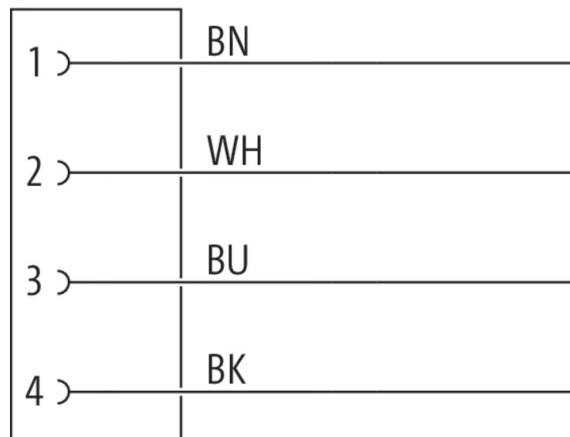
**Technical drawing**



**Coding**



**Schéma de raccordement**



Dessin d'encombrement

