


Overview

- M12, female, A-coded; 8-poles; TPE-S, 300 cm, free cable end
- Dragchain capable; suitable for robotics $\pm 180^\circ/\text{m}$; suitable for food & beverage
- Head A: IP65, IP68, IP69K
- Halogen free



Technical data

Side A		Cable	
Head A: Connection	M12	Cable length	300 cm
Head A: Angle cable outlet	0°	Acceleration (C-track)	max. 10 m/s ²
Head A: Gender	Female	AWG	24
Head A: Coding	A	Bending radius (fixed)	min. 5 × outer diameter
Head A: No. of poles	8	Torsion speed	max. 35 cycles/min
Head A: LED	No	Bending radius (mobile)	min. 10 × outer diameter
Head A: Width across flats	AF14	Cable weight	approx. 46.2 g/m
Head A: Tightening torque	0.6 Nm	Conductor structure	32 × 0.1 mm
Head A: Knurled nut material	Stainless steel (V4A)	Cable diameter	6.3 mm ± 5%
Head A: Body color	Blue	Conductor: Material	Copper, bare
Head A: Gasket material	EPDM	External sheath: Material	TPE-S
Labeling sleeve side A	No	Insulation: Material	PP
Side B		No. of bending cycles (C-track)	approx. 4000000 Cycles
Head B: Connection	Open-ended wires	Nominal voltage	300 V AC
Labeling sleeve side B	No	No. of torsion cycles	approx. 2000000 Cycles
Cables		Paired stranding	No
Cable length	300 cm	Single wire diameter	0.1 mm
Length tolerance	+ 10 cm	Cable: Test voltage	3 kV
Stripping length	60 mm	Torsion stress in °	$\pm 180^\circ/\text{m}$
Shielded	No	Total stranding	8 wires strand around core-filler
Conductor structure	32 × 0.1 mm	Travel speed (C-track)	max. 3 m/s
AWG	24	Traversing path (horizontal)	max. 10 m
External sheath: Material	TPE-S	Wire cross section	0.25 mm ²
External sheath: Color	Blue	Wire processing	No
Cable diameter	6.3 mm ± 5%	Wire diameter incl. isolation	1.17 mm ± 5%
Wire cross section	0.25 mm ²	External sheath: Color	Blue
Cable		Electrical data	
External sheath: Shore hardness	47 ± 5 D	Operating voltage	max. 30 V AC/DC 0
Cable: Temperature range (mobile)	- 25 ...+ 105 °C	Nominal voltage	300 V AC
Cable: Temperature range (fixed)	- 40 ...+ 105 °C	Contact resistance	max. 30 mOhm
Shielded	No	Operating current per contact	max. 2 A
Bending radius (fixed)	31.5 mm	Mechanical data	
Number of wires	8	Head A: Degree of protection	IP65, IP68, IP69K
Number and diameter of wires	8x0.25	Bending radius (mobile)	min. 10 × outer diameter
Length tolerance	+ 10 cm	Bending radius (fixed)	min. 5 × outer diameter
		No. of bending cycles (C-track)	approx. 4000000 Cycles

2024-07-16 The product features and technical data specified do not express or imply any warranty. Technical modifications subject to change.

Technical data

Mechanical data

Torsion speed	max. 35 cycles/min
Torsion stress in °	± 180 °/m
No. of torsion cycles	approx. 2000000 Cycles
Acceleration (C-track)	max. 10 m/s ²
Travel speed (C-track)	max. 3 m/s

Environmental conditions

Temperature range (mobile)	- 25 ...+ 105 °C
Temperature range (fixed)	- 40 ...+ 105 °C
Cable: Temperature range (fixed)	- 40 ...+ 105 °C
Dragchain capable	Yes
Head A: Chemical resistance	Chemical resistance tested according to ECOLAB. If other media are used, the material resistance must be tested according to the application.

Environmental conditions

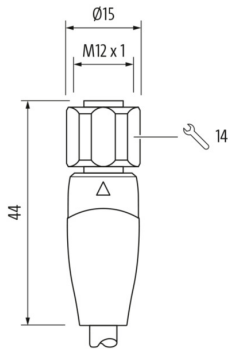
Head A: Flame resistance	HB (UL 94)
Head A: Oil resistance	ASTM 1 oil, mineral oils, limited to hydraulic oils
Head A: Acid and alkali resistant	Chemical resistance tested according to ECOLAB. If other media are used, the material resistance must be tested according to the application.
Head A: Pollution degree	3
Cable: Acid and alkali resistant	Good (analogue FDA 21 178.3620, 178.3297, 177.1520, EU 10/2011)
Cable: Silicone-free	Yes

Commercial data

Eclass	27060311
--------	----------

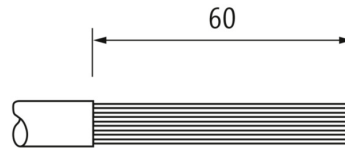
Side A

Technical drawing

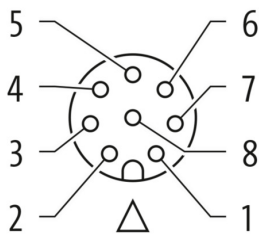


Side B

Technical drawing



Coding



Connection diagram

1)	WH
2)	BN
3)	GN
4)	YE
5)	GY
6)	PK
7)	BU
8)	RD

Dimension drawing

