

Vue d'ensemble

- M8, male, A-coded, 3-poles; PUR, 200 cm; M8, female, A-coded, 3-poles
- Dragchain capable; suitable for robotics $\pm 360^\circ/\text{m}$
- Head A: IP65, IP66K, IP67; Head B: IP65, IP66K, IP67
- Cable: good resistance against chemicals, flames, oils
- Halogen free



Caractéristiques techniques

| Side A | |
|------------------------------|--|
| Head A: Connection | M8 |
| Head A: Angle cable outlet | 0° |
| Head A: Gender | Male |
| Head A: Coding | A |
| Head A: No. of poles | 3 |
| Head A: LED | No |
| Head A: Width across flats | AF9 |
| Head A: Tightening torque | 0,4 Nm |
| Head A: Knurled nut material | Brass, Ni plated, surface Safe-Cover silvergray matt |
| Head A: Body color | Black |
| Labeling sleeve side A | Yes |

| Side B | |
|------------------------------|--|
| Head B: Connection | M8 |
| Head B: Angle cable outlet | 0° |
| Head B: Gender | Female |
| Head B: Coding | A |
| Head B: No. of poles | 3 |
| Head B: LED | No |
| Head B: Width across flats | AF9 |
| Head B: Tightening torque | 0,4 Nm |
| Head B: Knurled nut material | Zinc-pressure die casting, Ni plated, surface Safe-Cover silvergray matt |
| Head B: Body color | Black |
| Head B: Gasket material | FKM |
| Labeling sleeve side B | Yes |

| Cables | |
|---------------------------|----------------------|
| Cable length | 200 cm |
| Length tolerance | + 10 cm |
| Shielded | No |
| Conductor structure | 42 × 0,1 mm |
| AWG | 22 |
| External sheath: Material | PUR |
| External sheath: Color | Yellow |
| Cable diameter | 4,3 mm ± 5% |
| Wire cross section | 0,34 mm ² |

| Cable | |
|-----------------------------------|-----------------|
| Cable: Temperature range (mobile) | - 25 ...+ 80 °C |

| Cable | |
|------------------------------------|--------------------------|
| Cable: Temperature range (fixed) | - 40 ...+ 80 °C |
| Operating voltage (only UL listed) | 30 V AC/DC |
| Shielded | No |
| Bending radius (fixed) | 21,5 mm |
| Number of wires | 3 |
| Number and diameter of wires | 3x0,34 |
| Length tolerance | + 10 cm |
| Cable length | 200 cm |
| Acceleration (C-track) | max. 5 m/s ² |
| AWG | 22 |
| Bending radius (fixed) | min. 5 × outer diameter |
| Torsion speed | max. 35 cycles/min |
| Bending radius (mobile) | min. 10 × outer diameter |
| Cable type | 5 |
| Cable weight | approx. 29,7 g/m |
| Conductor structure | 42 × 0,1 mm |
| Cable diameter | 4,3 mm ± 5% |
| Conductor: Material | Copper, bare |
| External sheath: Material | PUR |
| Insulation: Material | PP |
| No. of bending cycles (C-track) | approx. 10000000 Cycles |
| Nominal voltage | 300 V |
| No. of torsion cycles | approx. 1000000 Cycles |
| Paired stranding | No |
| Single wire diameter | 0,1 mm |
| Cable: Test voltage | 2,5 kV |
| Torsion stress in ° | ± 360 °/m |
| Total stranding | 3 wires strand |
| Travel speed (C-track) | max. 3,3 m/s |
| Traversing path (horizontal) | max. 5 m |
| Wire cross section | 0,34 mm ² |
| Wire processing | No |
| Wire diameter incl. isolation | 1,25 mm ± 5% |
| External sheath: Color | Yellow |

Caractéristiques techniques

Données électriques

| | |
|------------------------------------|------------------------|
| Operating voltage | max. 50 V AC / 60 V DC |
| Operating voltage (only UL listed) | 30 V AC/DC |
| Nominal voltage | 300 V |
| Contact resistance | max. 30 mOhm |
| Operating current per contact | max. 4 A |

Données mécaniques

| | |
|---------------------------------|--------------------------|
| Head A: Degree of protection | IP65, IP66K, IP67 |
| Head B: Degree of protection | IP65, IP66K, IP67 |
| Bending radius (mobile) | min. 10 × outer diameter |
| Bending radius (fixed) | min. 5 × outer diameter |
| No. of bending cycles (C-track) | approx. 10000000 Cycles |
| Torsion speed | max. 35 cycles/min |
| Torsion stress in ° | ± 360 °/m |
| No. of torsion cycles | approx. 1000000 Cycles |
| Acceleration (C-track) | max. 5 m/s ² |
| Travel speed (C-track) | max. 3,3 m/s |

Conditions ambiantes

| | |
|----------------------------|-----------------|
| Temperature range (mobile) | - 25 ...+ 80 °C |
|----------------------------|-----------------|

Conditions ambiantes

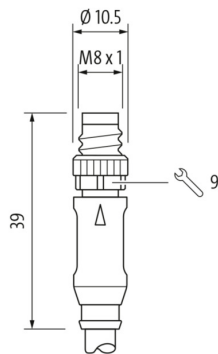
| | |
|-----------------------------------|---|
| Temperature range (fixed) | - 25 ...+ 80 °C |
| Cable: Temperature range (fixed) | - 40 ...+ 80 °C |
| Dragchain capable | Oui |
| Head A: Chemical resistance | No |
| Head A: Flame resistance | HB (UL 94) |
| Head A: Oil resistance | ASTM 1 oil, mineral oils, limited to hydraulic oils |
| Head A: Acid and alkali resistant | No |
| Head A: Pollution degree | 3 |
| Head B: Flame resistance | HB (UL 94) |
| Head B: Oil resistance | ASTM 1 oil, mineral oils, limited to hydraulic oils |
| Head B: Acid and alkali resistant | No |
| Head B: Pollution degree | 3 |
| Cable: Chemical resistance | Good (DIN EN 60811-404) |
| Cable: Flame resistance | Conform UL 1581 §1090 (H), CSA FT2, IEC 60332-2-2 |
| Cable: Oil resistance | Good (DIN EN 60811-404) |
| Cable: Silicone-free | Oui |

Commercial data

| | |
|--------|----------|
| Eclass | 27060311 |
|--------|----------|

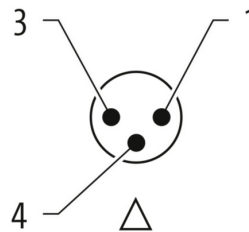
Side A

Technical drawing



Side A

Coding



Side B

Technical drawing



Coding

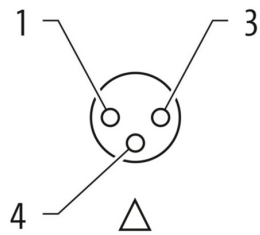


Schéma de raccordement

