

**Vue d'ensemble**

- M12, female, D-coded, 4-poles; PUR, 1500 cm, shielded; RJ45, male, D-coded, 4-poles
- Dragchain capable, CAT5, 100 Mbit/s
- Head A: IP67; Head B: IP20
- Cable: good resistance against flames, oils
- Halogen free


**Caractéristiques techniques**

Side A		Cable	
Head A: Connection	M12	Shielding: Covering	approx. 85 %
Head A: Angle cable outlet	0°	Characteristic impedance	100 Ohm ± 15%
Head A: Gender	Female	Signal delay	5,1 ns/m
Head A: Coding	D	Transmission rate	100 MBit/s
Head A: No. of poles	4	Bending radius (fixed)	33,5 mm
Head A: LED	No	Number of wires	4
Head A: Width across flats	AF13	Number and diameter of wires	4x0,355
Head A: Tightening torque	0,6 Nm	Length tolerance	± 22,5 cm
Head A: Knurled nut material	Zinc-pressure die casting, surface Ni	Cable length	1500 cm
Head A: Body color	Black	Acceleration (C-track)	max. 2 m/s <sup>2</sup>
Head A: Gasket material	FKM	AWG	22
Labeling sleeve side A	Yes	Bending radius (fixed)	min. 5 × outer diameter
<b>Side B</b>		Bending radius (mobile)	min. 12 × outer diameter
Head B: Connection	RJ45	Cable weight	approx. 69,3 g/m
Head B: Angle cable outlet	0°	Conductor structure	7 × 0,254 mm
Head B: Gender	Male	Cable diameter	6,7 mm ± 5%
Head B: No. of poles	4	Insulation resistance	min. 5 MOhm x m
Head B: LED	No	Conductor: Material	Copper, bare
Head B: Body color	Black	External sheath: Material	PUR
Labeling sleeve side B	Yes	Insulation: Material	PE
<b>Cables</b>		Shielding: Material	Copper, tinned; PET aluminium coated
Cable length	1500 cm	No. of bending cycles (C-track)	approx. 3000000 Cycles
Length tolerance	± 22,5 cm	Nominal voltage	300 V
Shielded	Oui	Paired stranding	No
Conductor structure	7 × 0,254 mm	Single wire diameter	0,254 mm
AWG	22	Cable: Test voltage	2 kV AC core-core ; 2 kV AC core-shield
External sheath: Material	PUR	Total stranding	4 wires strand around core-filler
External sheath: Color	Green	Travel speed (C-track)	max. 3,3 m/s
Cable diameter	6,7 mm ± 5%	Traversing path (horizontal)	max. 5 m
Wire cross section	0.355 mm <sup>2</sup>	Wire cross section	0.355 mm <sup>2</sup>
<b>Cable</b>		Wire processing	No
Cable: Temperature range (mobile)	- 30 ...+ 70 °C	Wire diameter incl. isolation	1,4 mm ± 5%
Cable: Temperature range (fixed)	- 40 ...+ 80 °C	External sheath: Color	Green
Operating voltage (only UL listed)	30 V DC	Protocols	CAT5e
Shielded	Oui	<b>Données électriques</b>	
		Operating voltage	max. 60 V DC

**Caractéristiques techniques**

**Données électriques**

Operating voltage (only UL listed)	30 V DC
Nominal voltage	300 V
Contact resistance	max. 30 mOhm
Operating current per contact	max. 1,5 A

**Données mécaniques**

Head A: Degree of protection	IP67
Head B: Degree of protection	IP20
Bending radius (mobile)	min. 12 × outer diameter
Bending radius (fixed)	min. 5 × outer diameter
No. of bending cycles (C-track)	approx. 3000000 Cycles
Acceleration (C-track)	max. 2 m/s <sup>2</sup>
Travel speed (C-track)	max. 3,3 m/s

**Conditions ambiantes**

Temperature range (mobile)	- 25 ... + 70 °C
Temperature range (fixed)	- 25 ... + 80 °C
Cable: Temperature range (fixed)	- 40 ... + 80 °C
Dragchain capable	Oui

**Conditions ambiantes**

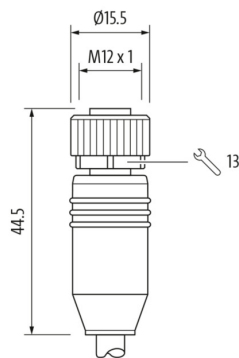
Head A: Chemical resistance	No
Head A: Flame resistance	HB (UL 94)
Head A: Oil resistance	ASTM 1 oil, mineral oils, limited to hydraulic oils
Head A: Acid and alkali resistant	No
Head A: Pollution degree	3
Head B: Chemical resistance	No
Head B: Flame resistance	HB (UL 94)
Head B: Oil resistance	ASTM 1 oil, mineral oils, limited to hydraulic oils
Head B: Acid and alkali resistant	No
Head B: Pollution degree	3
Cable: Flame resistance	Conform UL 1581 §1060 (FT1), §1061 (cable flame), §1080 (VW-1), IEC 60332-1-2 Std.
Cable: Oil resistance	Conform IEC 60811-2-1, ASTM IRM 901, ICEA S-82-552 Std.
Cable: Silicone-free	Oui

**Commercial data**

Eclass	27061801
--------	----------

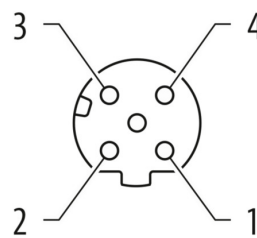
**Side A**

**Technical drawing**



**Side A**

**Coding**



**Side B**

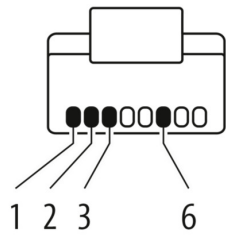
**Technical drawing**



**Dessin d'encombrement**



**Coding**



**Schéma de raccordement**

