

Overview

- Reliable intensity-based object detection
- Manipulation-proof, simple teach-in via qTeach or line teach
- IO-Link for extended parameterization options and additional diagnostic data
- Robust housing with stainless steel spacer sleeves



Picture similar



Technical data

General data

Type	Intensity difference
Sensing distance Tw	20 ... 200 mm
Smallest object recognizable typ.	2 mm at 100 mm
Power on indication	LED green
Alignment / soiled lens indicator	Flashing output indicator
Output indicator	LED yellow
Sensing distance adjustment	Teach-in and IO-Link
Suppression of reciprocal influence	Yes
Beam type	Point
Alignment optical axis	< 1,5°

Light Source

Light source	Pulsed red LED
Wave length	644 nm

Electrical data

Response time / release time	< 0.25 ms
Jitter	< 0.06 ms
Voltage supply range +Vs	10 ... 30 VDC
Current consumption max. (no load)	40 mA (@ 10 VDC)
Current consumption typ.	16 mA (@ 24 VDC)
Voltage drop Vd	<2 VDC
Output function	Light / dark operate
Output circuit	Push-pull
Output current	50 mA
Short circuit protection	Yes
Reverse polarity protection	Yes

Communication interface

Interface	IO-Link V1.1
IO-Link port type	Class A
Baud rate	230,4 kBaud (COM 3)
Cycle time	≥ 0.6 ms
Process data length	32 Bit
Process data structure	Bit 0 = SSC1 (presence) Bit 2 = quality Bit 3 = alarm Bit 5 = SSC4 (counter) Bit 16-31 = 16 Bit measurement
Adjustable parameters	Switching point Time filters LED status indicators Output logic Counter Deactivate the sensor element Find Me function Teach-in mode
Additional data	Signal strength Excess gain Operating cycles Device temperature

Mechanical data

Width / diameter	8 mm
Height / length	25.1 mm
Depth	15.8 mm
Design	Rectangular
Mechanical mounting	Sleeve smooth (stainless steel)
Housing material	Plastic (ASA, PMMA)
Front (optics)	PMMA
Connection types	Cable 4 pin, 2 m
Cable characteristics	PVC / PVC 4 x 0.08 mm ²

Technical data

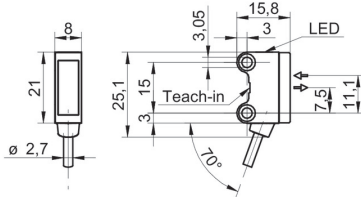
Ambient conditions

Protection class IP 67

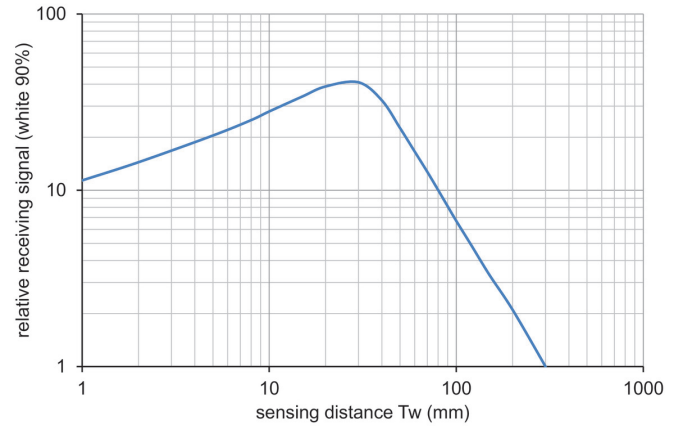
Ambient conditions

Operating temperature -25 ... +50 °C

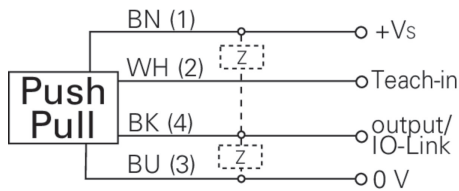
Dimension drawing



Relative receiving signal



Connection diagram



Beam characteristic (typically)

