

**Overview**

- distance measuring
- 0 ... 6 mm
- PNP / push-pull
- IO-Link Dual-channel
- connector M12
- -25 ... 75 °C
- IP 67



Picture similar



**Technical data**

General data		Electrical data	
Mounting type	Flush	Output current	100 mA
Special type	Linearized	Short circuit protection	Yes
Type	Distance measuring	Reverse polarity protection	Yes
Measuring distance Sd	0 ... 6 mm	Mechanical data	
Resolution	< 0.003 mm (High Accuracy Mode)	Design	Cylindrical threaded
Repeat accuracy	0.01 mm	Material (sensing face)	PBT
Adjustment	IO-Link	Housing material	Brass nickel plated
Teach	Single point, Two point, Window	Dimension	12 mm
Linearity error	± 25 µm (S = 0 ... 4 mm) ± 60 µm (S = 0 ... 6 mm)	Housing length	50 mm
Temperature drift	± 2 % (Full Scale: S = 0 ... 4 mm) ± 3 % (Full Scale: S = 0 ... 6 mm)	Connection types	Connector M12
Hysteresis	< 99 % (adjustable)	Tightening torque max.	15 Nm (Front: 10 Nm)
Power on indication	LED green	Ambient conditions	
Output indicator	LED yellow	Operating temperature	-25 ... +75 °C
Electrical data		Protection class	IP 67
Response time (factory characteristic)	< 1 ms	Communication interface	
Switching frequency	1 kHz	Interface	IO-Link V1.1
Voltage supply range +Vs	8 ... 36 VDC	Baud rate	230,4 kBaud (COM 3)
Current consumption max. (no load)	20 mA	Cycle time	≥ 0.6 ms
Output circuit	PNP Push-pull IO-Link dual channel	Process data length	32 Bit
		Process data structure	Bit 0 = SSC1 (distance) Bit 1 = SSC2 (distance) Bit 3 = alarm Bit 4 = SSC3 (frequency) Bit 5 = SSC4 (counter) Bit 16-31 = 16 Bit measurement

2023-08-30 The product features and technical data specified do not express or imply any warranty. Technical modifications subject to change.

**Technical data**

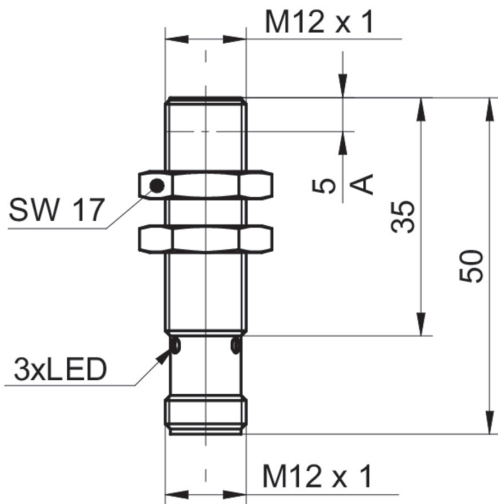
**Communication interface**

IO-Link port type	Class A
Adjustable parameters	Measuring range Switching point Switching hysteresis Measured value filtering Time filters LED status indicators Output logic Output circuit Counter Deactivate the sensor element Find Me function

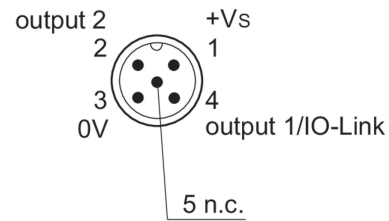
**Communication interface**

Additional data	Distance Frequency Operating cycles Operating hours Boot cycles Operating voltage Device temperature Histograms
-----------------	--

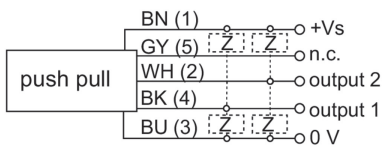
**Dimension drawing**



**Pin assignment**



**Connection diagram**



**Resolution**

