

OHDM 16P5651

Diffuse sensors with background suppression - standard

Article number: 10159134

Overview

- background suppression
- 123 ... 143 mm
- pulsed red laser diode
- PNP
- no
- cable 5 pin, 2 m
- -5 ... 50 °C
- IP 67



Picture similar



Technical data

General data

Type	Background suppression
Version	Wafer mapping sensor
Light source	Pulsed red laser diode
Sensing distance Tw	123 ... 143 mm
Repeat accuracy	< 0.1 mm at laser focus
Power on indication	LED green
Output indicator	LED yellow
Sensing distance adjustment	No
Laser class	2
Wave length	650 nm
Suppression of reciprocal influence	Yes

Electrical data

Response time / release time	< 5 ms
Voltage supply range +Vs	10 ... 30 VDC
Current consumption max. (no load)	35 mA

Electrical data

Current consumption typ.	25 mA
Voltage drop Vd	< 2 VDC
Output function	Light / dark operate
Output circuit	PNP
Output current	< 200 mA
Short circuit protection	Yes
Reverse polarity protection	Yes

Mechanical data

Width / diameter	15.4 mm
Height / length	50 mm
Depth	50 mm
Type	Rectangular
Housing material	Die-cast zinc
Front (optics)	Glass
Connection types	Cable 5 pin, 2 m

Ambient conditions

Protection class	IP 67
Operating temperature	-5 ... +50 °C

Remarks

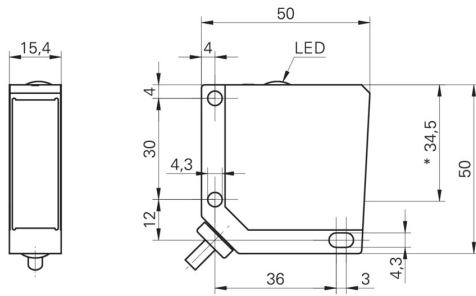
- Laser control input:
- Laser on VL ≤ 1 VDC
- Laser off VL ≥ +Vs - 4 VDC or disconnected

OHDM 16P5651

Diffuse sensors with background suppression - standard


Article number: 10159134

Dimension drawing



- * emitter axis

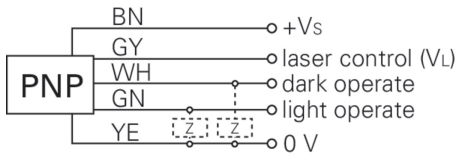
Laser warning



LASER RADIATION
DO NOT STARE INTO BEAM
Wavelength: 640...670nm
IEC 60825-1, Ed. 3, 2014
CLASS 2 LASER PRODUCT

IEC 60825-1/2014 Complies with 21 CFR 1040.10 and 1040.11 except for conformance with IEC 60825-1 Ed. 3., as described in Laser Notice No. 56, dated May 8, 2019

Connection diagram



Beam characteristic (typically)

