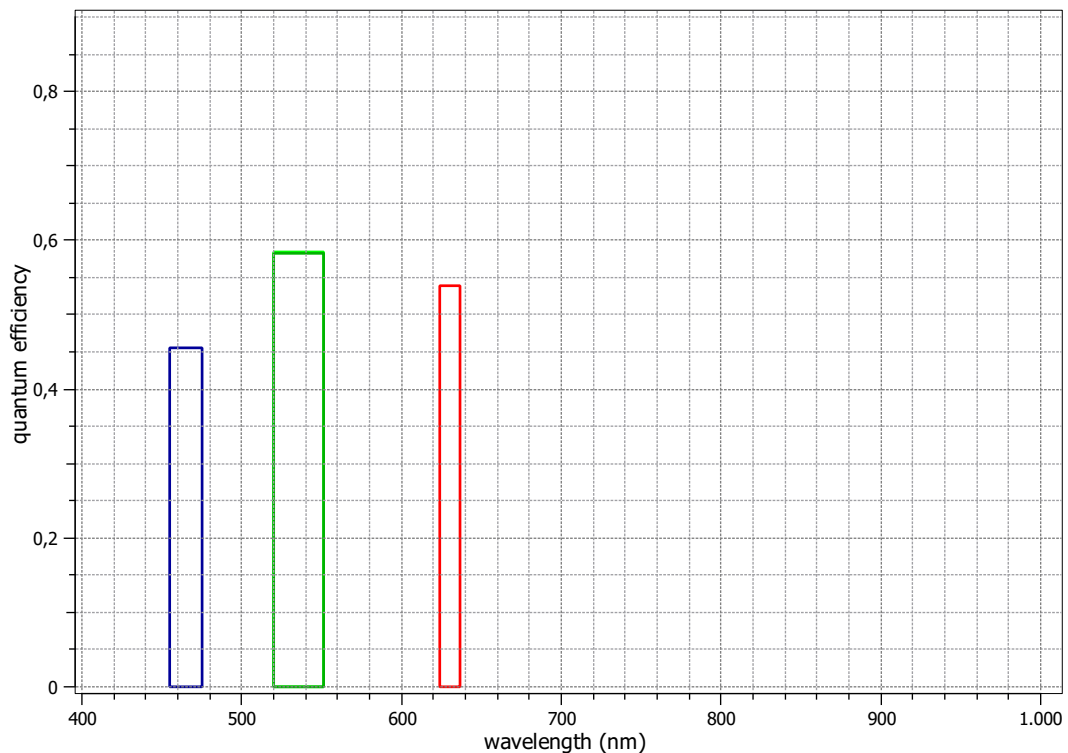


EMVA 1288 Summary Sheet

This datasheet describes the specification according to the standard 1288 release 3.1 for "Characterization and Presentation of Specification Data for Image Sensors and Cameras" issued on December 30, 2016 by the European Machine Vision Association (EMVA), published at www.standard1288.org and the *zenodo EMVA 1288 community* with proprietary extensions from AEON. The measurements were performed with the AEON ACC3 RGB Release 7, 21.08.2018, SN 0001(Baumer).

Measurements performed by Technical and Application Support Center, Baumer Optronic GmbH.

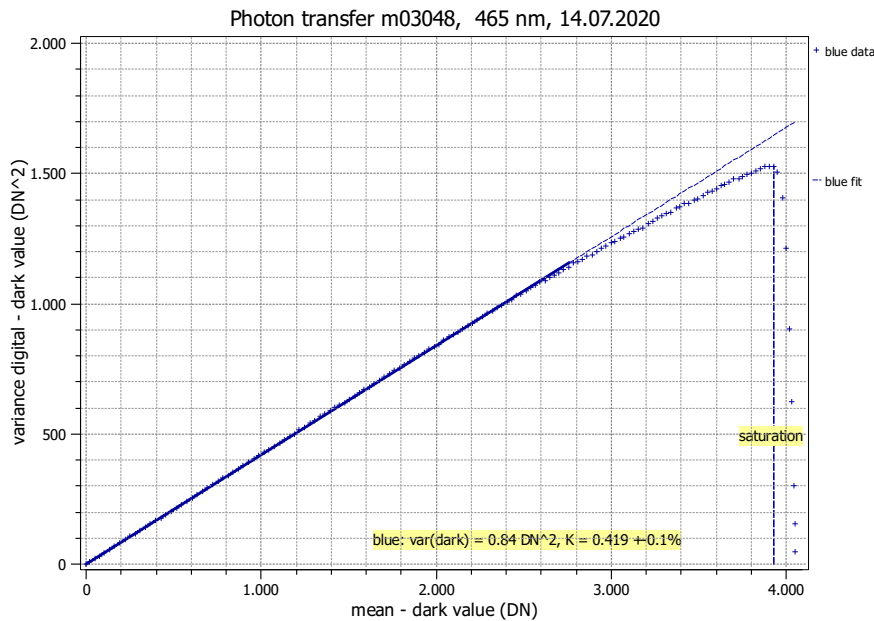
Vendor	Baumer	Type of data presented	Single
Model	VLXT-50C.I	Operation point 1	
Serial number	700005500490	Wavelength centroid	465.1 nm
Sensor diagonal	11.01 mm	Wavelength FWHM	20.5 nm
Lens category	C-Mount	Gain, black-level	1.0 / 39.0
Resolution	2448 × 2048, 12 bit	Operation point 2	
Pixel size (h×v)	3.45 μm × 3.45 μm	Wavelength centroid	535.7 nm
Sensor	Sony IMX250	Wavelength FWHM	31.9 nm
Sensor type	CMOS	Gain, black-level	1.0 / 39.0
Shutter type	Global shutter	Operation point 3	
Overlap cap.	Overlapped	Wavelength centroid	630.3 nm
Max. frame rate	0.0 Hz	Wavelength FWHM	13.2 nm
Interface type	GEV	Gain, black-level	1.0 / 39.0
		Optional data measured	
		None	



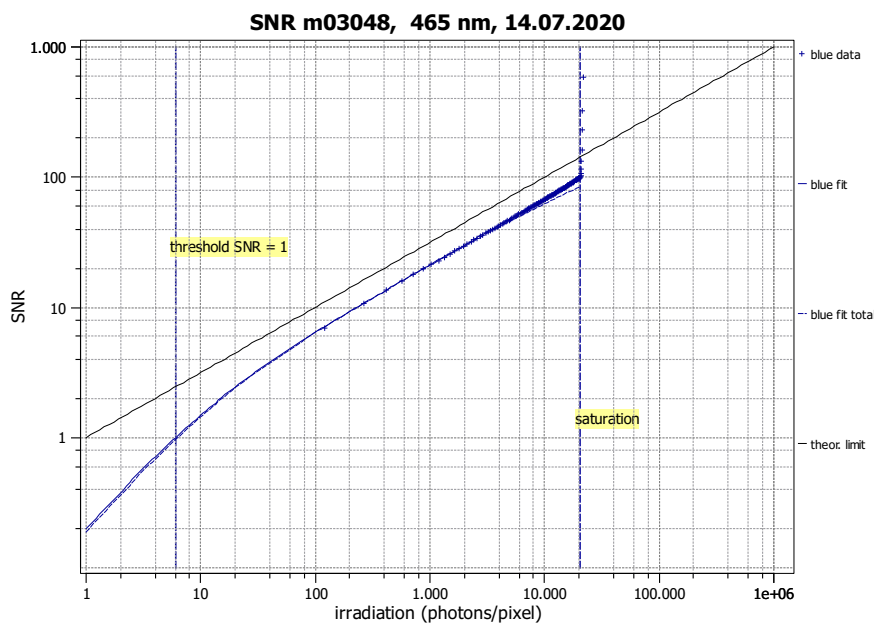
Summary Sheet for Operation Point 1 at a Wavelength of 465 nm

Type of data	Single	Gain, black-level	1.0 / 39.0
Exposure control	By irradiance	Environmental temperature	28.0 °C
Exposure time	796.00 μ s	Camera body temperature	40.0 °C
Frame rate	10.0 Hz	Internal temperature(s)	—
Data transfer mode	BayerRG12	Wavelength, centr., FWHM	465 nm, 20.5 nm

Photon Transfer



Signal-to-Noise Ratio



Quantum efficiency

η 45.6%

Overall system gain

K 0.419 DN/e⁻

$1/K$ 2.386 e⁻/DN

Temporal dark noise

σ_d 2.08 e⁻

$\sigma_{y,\text{dark}}$ 0.92 DN

Signal-to-noise ratio

SNR_{max} 97

39.7 dB

6.6 bit

$1/\text{SNR}_{\text{max}}$ 1.03 %

Absolute sensitivity threshold

$\mu_{p,\text{min}}$ 6.02 p

$\mu_{p,\text{min,area}}$ 0.506 p/ μm^2

$\mu_{e,\text{min}}$ 2.75 e⁻

$\mu_{e,\text{min,area}}$ 0.231 e⁻/ μm^2

Saturation capacity

$\mu_{p,\text{sat}}$ 20524 p

$\mu_{p,\text{sat,area}}$ 1724 p/ μm^2

$\mu_{e,\text{sat}}$ 9364 e⁻

$\mu_{e,\text{sat,area}}$ 787 e⁻/ μm^2

Dynamic range

DR 3408

70.7 dB

11.7 bit

Spatial nonuniformities

DSNU₁₂₈₈ 0.75 e⁻

0.31 DN

PRNU₁₂₈₈ 0.59 %

Linearity error

LE_{min} -0.54%

LE_{max} 1.20%

Dark current

$\mu_{c,\text{mean}}$ -0.7 ± 0.2 e⁻/s

-0.30 DN/s

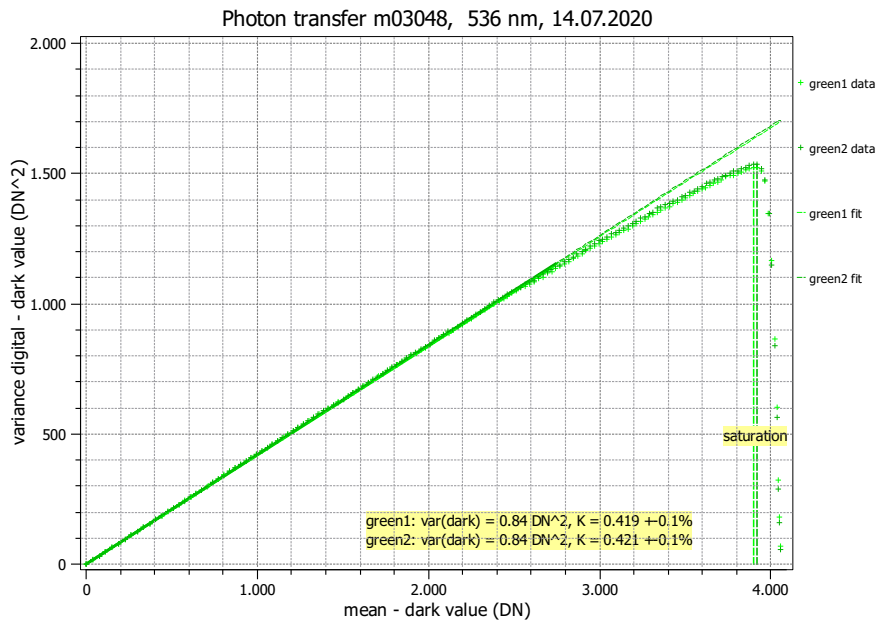
$\mu_{c,\text{var}}$ 2.0 ± 0.3 e⁻/s

T_d — °C

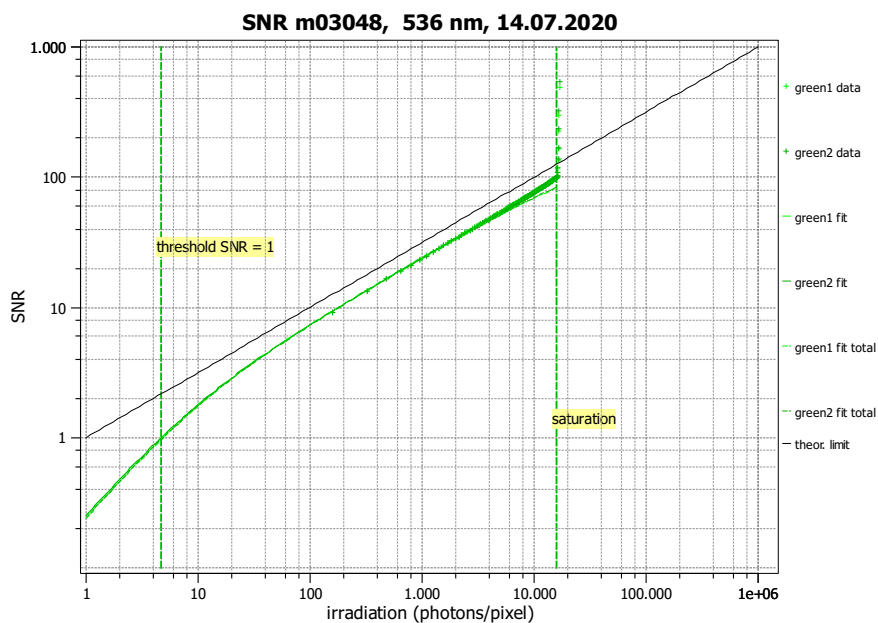
Summary Sheet for Operation Point 2 at a Wavelength of 536 nm

Type of data	Single	Gain, black-level	1.0 / 39.0
Exposure control	By irradiance	Environmental temperature	28.2 °C
Exposure time	796.00 μ s	Camera body temperature	41.4 °C
Frame rate	10.0 Hz	Internal temperature(s)	—
Data transfer mode	BayerRG12	Wavelength, centr., FWHM	536 nm, 31.9 nm

Photon Transfer



Signal-to-Noise Ratio



Quantum efficiency

η 58.4%

Overall system gain

K 0.419 DN/e⁻

$1/K$ 2.386 e⁻/DN

Temporal dark noise

σ_d 2.08 e⁻

$\sigma_{y,\text{dark}}$ 0.92 DN

Signal-to-noise ratio

SNR_{max} 96

39.7 dB

6.6 bit

$1/\text{SNR}_{\text{max}}$ 1.04 %

Absolute sensitivity threshold

$\mu_{p,\text{min}}$ 4.70 p

$\mu_{p,\text{min,area}}$ 0.395 p/ μm^2

$\mu_{e,\text{min}}$ 2.75 e⁻

$\mu_{e,\text{min,area}}$ 0.231 e⁻/ μm^2

Saturation capacity

$\mu_{p,\text{sat}}$ 15882 p

$\mu_{p,\text{sat,area}}$ 1334 p/ μm^2

$\mu_{e,\text{sat}}$ 9282 e⁻

$\mu_{e,\text{sat,area}}$ 780 e⁻/ μm^2

Dynamic range

DR 3377

70.6 dB

11.7 bit

Spatial nonuniformities

DSNU₁₂₈₈ 0.73 e⁻

0.30 DN

PRNU₁₂₈₈ 0.62 %

Linearity error

LE_{min} -0.63%

LE_{max} 1.41%

Dark current

$\mu_{c,\text{mean}}$ -0.7 ± 0.2 e⁻/s

-0.30 DN/s

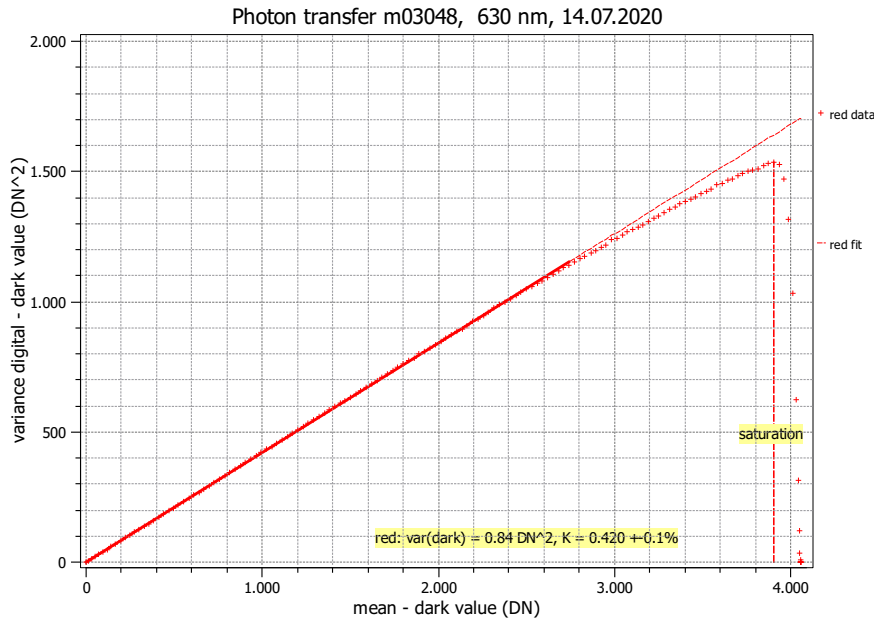
$\mu_{c,\text{var}}$ 2.1 ± 0.3 e⁻/s

T_d — °C

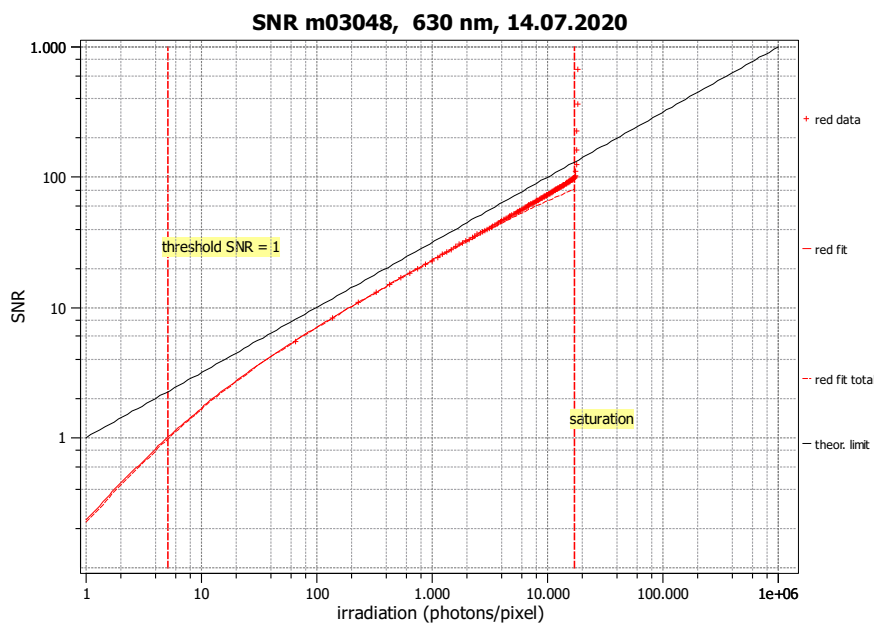
Summary Sheet for Operation Point 3 at a Wavelength of 630 nm

Type of data	Single	Gain, black-level	1.0 / 39.0
Exposure control	By irradiance	Environmental temperature	28.4 °C
Exposure time	796.00 μ s	Camera body temperature	42.3 °C
Frame rate	10.0 Hz	Internal temperature(s)	—
Data transfer mode	BayerRG12	Wavelength, centr., FWHM	630 nm, 13.2 nm

Photon Transfer



Signal-to-Noise Ratio



Quantum efficiency

η 53.9%

Overall system gain

K 0.420 DN/e⁻

$1/K$ 2.380 e⁻/DN

Temporal dark noise

σ_d 2.07 e⁻

$\sigma_{y,\text{dark}}$ 0.92 DN

Signal-to-noise ratio

SNR_{max} 96

39.7 dB

6.6 bit

$1/\text{SNR}_{\text{max}}$ 1.04 %

Absolute sensitivity threshold

$\mu_{p,\text{min}}$ 5.08 p

$\mu_{p,\text{min,area}}$ 0.427 p/ μm^2

$\mu_{e,\text{min}}$ 2.74 e⁻

$\mu_{e,\text{min,area}}$ 0.230 e⁻/ μm^2

Saturation capacity

$\mu_{p,\text{sat}}$ 17261 p

$\mu_{p,\text{sat,area}}$ 1450 p/ μm^2

$\mu_{e,\text{sat}}$ 9303 e⁻

$\mu_{e,\text{sat,area}}$ 782 e⁻/ μm^2

Dynamic range

DR 3397

70.6 dB

11.7 bit

Spatial nonuniformities

DSNU₁₂₈₈ 0.67 e⁻

0.28 DN

PRNU₁₂₈₈ 0.67 %

Linearity error

LE_{min} -0.34 %

LE_{max} 0.77 %

Dark current

$\mu_{c,\text{mean}}$ -0.84 ± 0.25 e⁻/s

-0.35 DN/s

$\mu_{c,\text{var}}$ 0.74 ± 0.27 e⁻/s

T_d — °C