

Induktive Sensoren
Inductive sensors
DéTECTEURS inductifs

IR12V.P04S-11197220

Induktive Näherungsschalter

Inductive proximity switch

DéTECTEURS de proximité inductifs



11197220



Baumer

Baumer Electric AG · CH-8501 Frauenfeld
Phone +41 (0)52 728 1122 · Fax +41 (0)52 728 1144

Canada

Baumer Inc.
CA-Burlington, ON L7M 4B9
Phone +1 (1)905 335-8444

Italy

Baumer Italia S.r.l.
IT-20090 Assago, MI
Phone +39 (0)2 45 70 60 65

China

Baumer (China) Co., Ltd.
CN-201612 Shanghai
Phone +86 (0)21 6768 7095

Singapore

Baumer (Singapore) Pte. Ltd.
SG-339412 Singapore
Phone +65 6396 4131

Denmark

Baumer A/S
DK-8210 Aarhus V
Phone +45 (0)8931 7611

Sweden

Baumer A/S
SE-56133 Huskvarna
Phone +46 (0)36 13 94 30

France

Baumer SAS
FR-74250 Fillinges
Phone +33 (0)450 392 466

Switzerland

Baumer Electric AG
CH-8501 Frauenfeld
Phone +41 (0)52 728 1313

Germany

Baumer GmbH
DE-61169 Friedberg
Phone +49 (0)6031 60 07 0

United Kingdom

Baumer Ltd.
GB-Watchfield, Swindon, SN6 8TZ
Phone +44 (0)1793 783 839

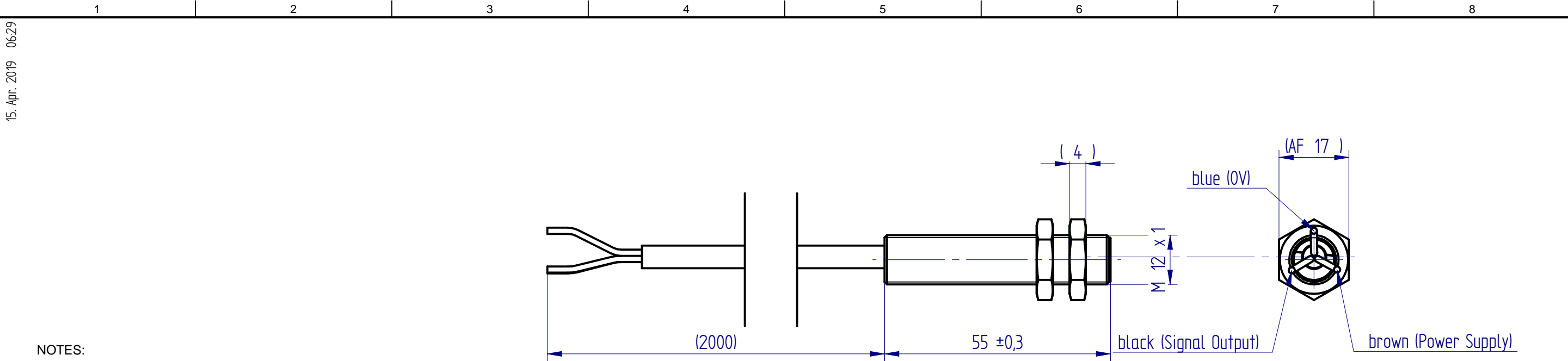
India

Baumer India Private Limited
IN-411038 Pune
Phone +91 20 2528 6833/34

USA

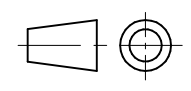
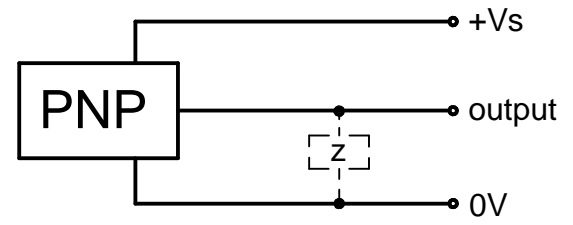
Baumer Ltd.
US-Southington, CT 06489
Phone +1 (1)860 621-2121

www.baumer.com/worldwide



NOTES:

1. ELECTRICAL SPECIFICATION:
 - a. VOLTAGE: 7V...48 VDC (12V / 24V vehicles supply; UL Class2 or device shall be protected by an external R/C or listed Fuse, rated max. 100W/Vp or max. 5A below 20V; UL rated supply voltage max. 42 VDC)
 - b. SUPPLY CURRENT: ≤ 10mA
 - d. SENSING DISTANCE Sn: 4mm
 - e. OUTPUT CIRCUIT: PNP
 - f. MAX. OUTPUT CURRENT: ≤ 200mA
 - g. TEMPERATURE DRIFT: +/- 10%
 - h. VOLTAGE DROP: <2VDC
 - i. SWITCHING FREQUENCY: <2000Hz
 - j. REVERSE POLARITY PROTECTION: yes
 - k. SHORT CIRCUIT PROTECTION: yes
2. MECHANICAL DATA:
 - a. CYLINDRICAL THREADED (M12 x 1)
 - b. HOUSING MATERIAL: BRASS NICKEL PLATED
 - c. CABLE: PUR 3x0.75mm²
 - d. MAXIMUM INSTALLATION TORQUE: 15Nm (at 10mm of front part and at 13mm of back part the tightening torque is reduced by 30%)
3. AMBIENT CONDITIONS:
 - a. STORAGE TEMPERATURE: -40°C...+85°C
 - b. OPERATING TEMPERATURE: -40°C...+85°C
4. SENSOR MEETS THE FOLLOWING EMC REQUIREMENTS (no ECE Type Approval)
 - a. ELECTROMAGNETIC SUSCEPTIBILITY:
 - ISO 11452-4, BCI (2011-12) Frequency Range: 0.5...400MHz, 200mA (AM)
 - ISO 11452-2, Free Field (2004-11), Frequency Range: 200...1000MHz (AM)
 - 800...2700MHz (PM); 200...2700MHz (CW)
 - b. COMPONENT LEVEL EMISSIONS: CISPR 25 (2002)
 - Broadband: 0.53...30MHz: 24dBµV/m; 30...1000MHz: UN/ECE R10 Rev 5 ch. 6.5.2.1
 - Narrowband: 0.53...30MHz: 15dBµV/m, 30...1000MHz: UN/ECE R10 Rev 5 ch. 6.6.2.1; 1159...1590MHz: 10dBµV/m; 2320...2500MHz: 25dBµV/m
 - c. ELECTROSTATIC DISCHARGE (UN-POWERED): ISO 10605
 - Air max. +/- 15kV, Contact max. +/- 15kV
 - d. ELECTROSTATIC DISCHARGE (POWERED): ISO 10605
 - Air max. +/- 15kV, Contact max. +/- 20kV
 - e. FAST TRANSIENT (24V): ISO 7637-3 Pulse b/a
 - f. POSITIVE / NEGATIVE SWITCHING SPIKES (12V / 24V): ISO 7637-2 Pulse 3b/3a, Status A
 - g. PARALLEL INDUCTIVE LOAD SWITCHING (12V / 24V): ISO 7637-2 Pulse 1, Status C
 - h. LOAD DUMP (24V) CLAMPED 58V: ISO7637-2 Pulse 5b (ISO 16750-2), Status A
 - i. DC MOTOR ACTING AS A GENERATOR TRANSIENT (12V / 24V): ISO 7637-2 Pulse 2b, Status C
 - j. WIRING HARNESS INDUCTIVE SWITCHING (12V / 24V): ISO 7637-2 Pulse 2a, Status A
 - k. STARTING PROFILE (12V / 24V): ISO7637-2 Pulse 4 (ISO 16750-2), Status C/B
5. SENSOR MEETS THE FOLLOWING ENVIRONMENTAL REQUIREMENTS
 - a. PROTECTION CLASS: IP69K (FRONT PART) / IP68 (1,5m/ 24h)
 - b. RANDOM VIBRATION: IEC 600068-2-64: 10...2000Hz, 117.1m/s² (rms), 8h/axis
 - c. OPERATING SHOCK: IEC 600068-2-27: 10Shocks/axis, 50g, 11ms
 - d. BENCH HANDLING SHOCK: IEC 60068-2-31: 1m / 3 Drops per side



This drawing is OUR PROPERTY and may not be copied, recreated or made available to any third party without prior permission	Qty	Item				Pos.	Material			Remarks						
	Mod	Rev	Drawn	Approved		Mod	Rev	Drawn	Approved		deburred	Project	TLD 12er 18er Agri			
		b	23.03.2018	ts	23.03.2018		rou						Replaced by			
											-	Replacement for				
												Scale	Drawn	26.01.2018	ts	
IR12V.P04S-11197220											1:1	Checked	25.01.2018	rou		
												Approved	25.01.2018	rou		
Baumer											Baumer Electric AG Postfach · Hummelstrasse 17 · CH-8501 Frauenfeld Phone +41 (0)52 728 11 22 · Fax +41 (0)52 728 11 44			11197220	112.3122	B