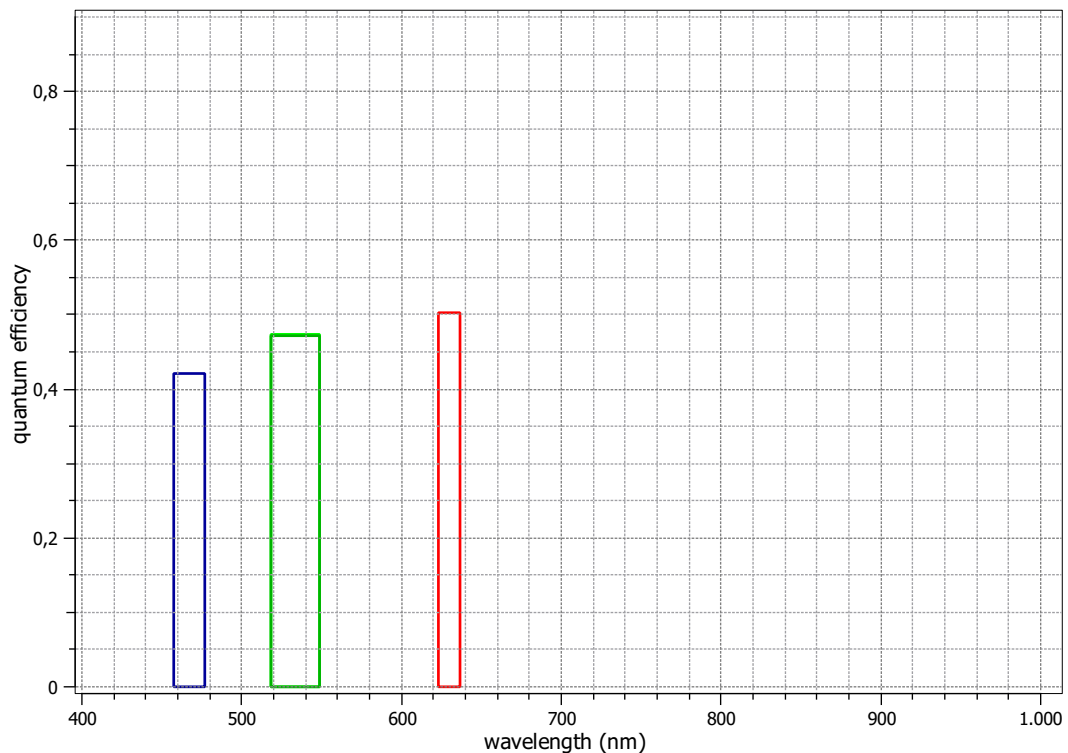


## EMVA 1288 Summary Sheet

This datasheet describes the specification according to the standard 1288 release 3.1 for "Characterization and Presentation of Specification Data for Image Sensors and Cameras" issued on December 30, 2016 by the European Machine Vision Association (EMVA), published at [www.standard1288.org](http://www.standard1288.org) and the *zenodo EMVA 1288 community* with proprietary extensions from AEON. The measurements were performed with the AEON ACC3 Release 7, 21.08.2018, SN 0018(AEON).

Measurements performed by Technical and Application Support Center, Baumer Optronic GmbH.

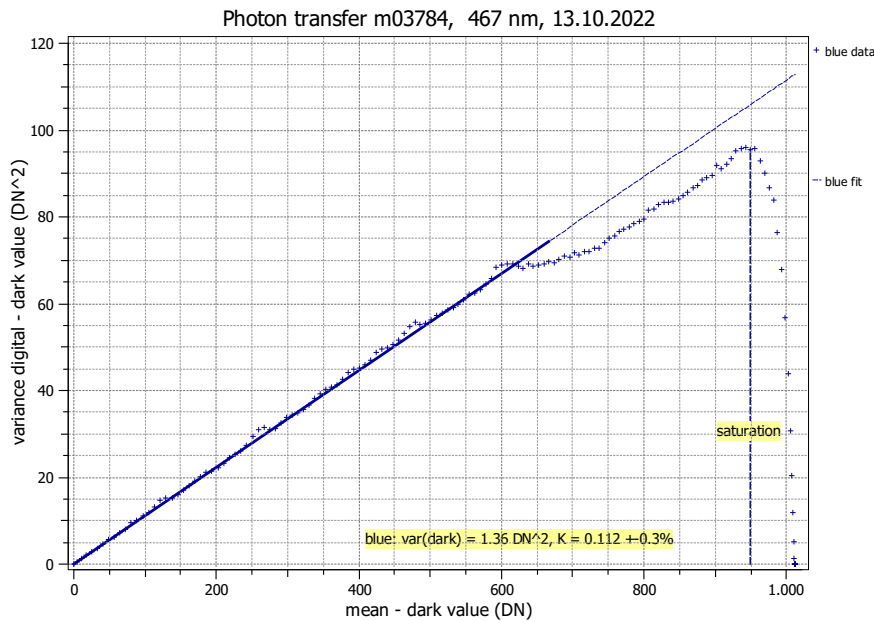
Vendor	Baumer	Type of data presented	Single
Model	VCXG.2-25C	<b>Operation point 1</b>	
Serial number	700008386942	Wavelength centroid	467.2 nm
Sensor diagonal	10.87 mm	Wavelength FWHM	19.5 nm
Lens category	C-Mount	Gain, black-level	1.0 / 9.0
Resolution	1920 × 1200, 10 bit	<b>Operation point 2</b>	
Pixel size (h×v)	4.80 μm × 4.80 μm	Wavelength centroid	533.3 nm
Sensor	OnSemi PYTHON2000	Wavelength FWHM	30.3 nm
Sensor type	CMOS	Gain, black-level	1.0 / 9.0
Shutter type	Global shutter	<b>Operation point 3</b>	
Overlap cap.	Overlapped	Wavelength centroid	629.9 nm
Max. frame rate	0.0 Hz	Wavelength FWHM	12.9 nm
Interface type	GEV	Gain, black-level	1.0 / 9.0
		<b>Optional data measured</b>	
		None	



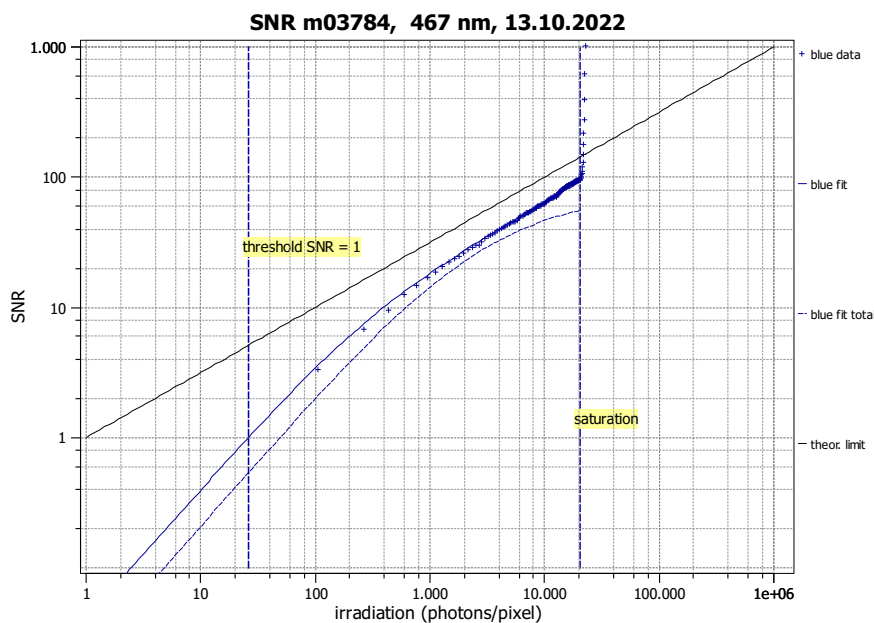
## Summary Sheet for Operation Point 1 at a Wavelength of 467 nm

Type of data	Single	Gain, black-level	1.0 / 9.0
Exposure control	By irradiance	Environmental temperature	25.2°C
Exposure time	410.00 $\mu$ s	Camera body temperature	35.7°C
Frame rate	10.0 Hz	Internal temperature(s)	—
Data transfer mode	BayerRG10	Wavelength, centr., FWHM	467 nm, 19.5 nm

### Photon Transfer



### Signal-to-Noise Ratio



#### Quantum efficiency

$\eta$  42.1%

#### Overall system gain

$K$  0.112 DN/e<sup>-</sup>

$1/K$  8.966 e<sup>-</sup>/DN

#### Temporal dark noise

$\sigma_d$  10.14 e<sup>-</sup>

$\sigma_{y,\text{dark}}$  1.17 DN

#### Signal-to-noise ratio

SNR<sub>max</sub> 93

39.3 dB

6.5 bit

$1/\text{SNR}_{\text{max}}$  1.08 %

#### Absolute sensitivity threshold

$\mu_{p,\text{min}}$  26.1 p

$\mu_{p,\text{min,area}}$  1.13 p/ $\mu\text{m}^2$

$\mu_{e,\text{min}}$  11.0 e<sup>-</sup>

$\mu_{e,\text{min,area}}$  0.48 e<sup>-</sup>/ $\mu\text{m}^2$

#### Saturation capacity

$\mu_{p,\text{sat}}$  20401 p

$\mu_{p,\text{sat,area}}$  885 p/ $\mu\text{m}^2$

$\mu_{e,\text{sat}}$  8593 e<sup>-</sup>

$\mu_{e,\text{sat,area}}$  373 e<sup>-</sup>/ $\mu\text{m}^2$

#### Dynamic range

DR 783

57.9 dB

9.6 bit

#### Spatial nonuniformities

DSNU<sub>1288</sub> 17.25 e<sup>-</sup>

1.92 DN

PRNU<sub>1288</sub> 1.43 %

#### Linearity error

LE<sub>min</sub> -0.89%

LE<sub>max</sub> 1.41%

#### Dark current

$\mu_{c,\text{mean}}$  761  $\pm$  7 e<sup>-</sup>/s

84.9 DN/s

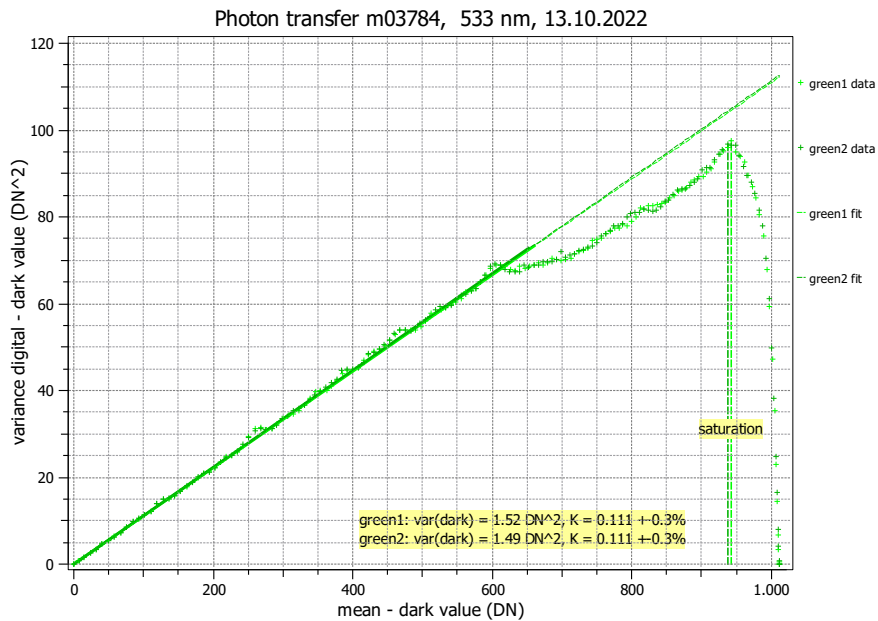
$\mu_{c,\text{var}}$  763  $\pm$  6 e<sup>-</sup>/s

$T_d$  — °C

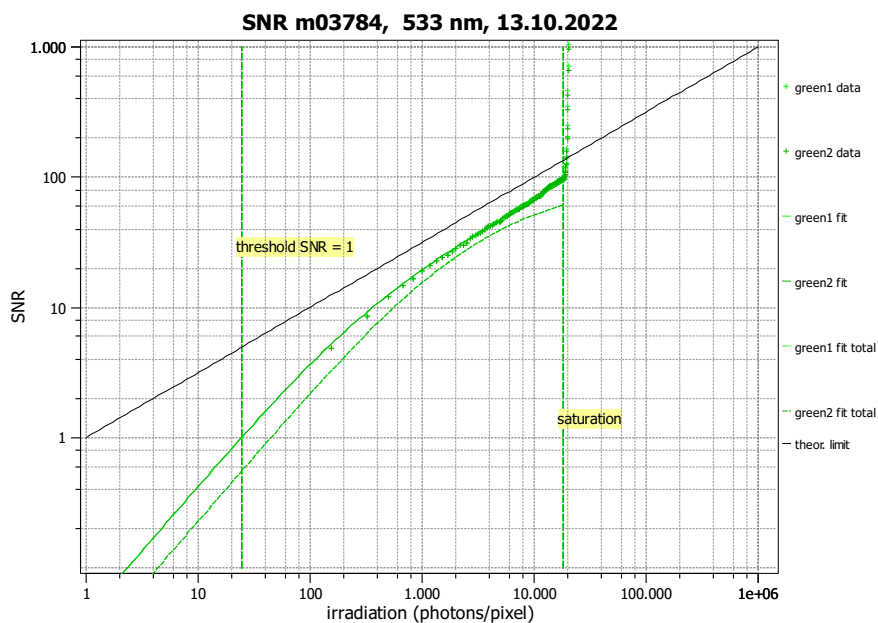
## Summary Sheet for Operation Point 2 at a Wavelength of 533 nm

Type of data	Single	Gain, black-level	1.0 / 9.0
Exposure control	By irradiance	Environmental temperature	25.2°C
Exposure time	410.00 $\mu$ s	Camera body temperature	35.9°C
Frame rate	10.0 Hz	Internal temperature(s)	—
Data transfer mode	BayerRG10	Wavelength, centr., FWHM	533 nm, 30.3 nm

### Photon Transfer



### Signal-to-Noise Ratio



#### Quantum efficiency

$\eta$  47.4%

#### Overall system gain

$K$  0.111 DN/e<sup>-</sup>

$1/K$  9.017 e<sup>-</sup>/DN

#### Temporal dark noise

$\sigma_d$  10.80 e<sup>-</sup>

$\sigma_{y,\text{dark}}$  1.23 DN

#### Signal-to-noise ratio

SNR<sub>max</sub> 93

39.4 dB

6.5 bit

$1/\text{SNR}_{\text{max}}$  1.08 %

#### Absolute sensitivity threshold

$\mu_{p,\text{min}}$  24.5 p

$\mu_{p,\text{min,area}}$  1.07 p/ $\mu\text{m}^2$

$\mu_{e,\text{min}}$  11.6 e<sup>-</sup>

$\mu_{e,\text{min,area}}$  0.50 e<sup>-</sup>/ $\mu\text{m}^2$

#### Saturation capacity

$\mu_{p,\text{sat}}$  18195 p

$\mu_{p,\text{sat,area}}$  790 p/ $\mu\text{m}^2$

$\mu_{e,\text{sat}}$  8617 e<sup>-</sup>

$\mu_{e,\text{sat,area}}$  374 e<sup>-</sup>/ $\mu\text{m}^2$

#### Dynamic range

DR 741

57.4 dB

9.5 bit

#### Spatial nonuniformities

DSNU<sub>1288</sub> 17.47 e<sup>-</sup>

1.94 DN

PRNU<sub>1288</sub> 1.22 %

#### Linearity error

LE<sub>min</sub> -1.10%

LE<sub>max</sub> 1.28%

#### Dark current

$\mu_{c,\text{mean}}$  766  $\pm$  7 e<sup>-</sup>/s

85.0 DN/s

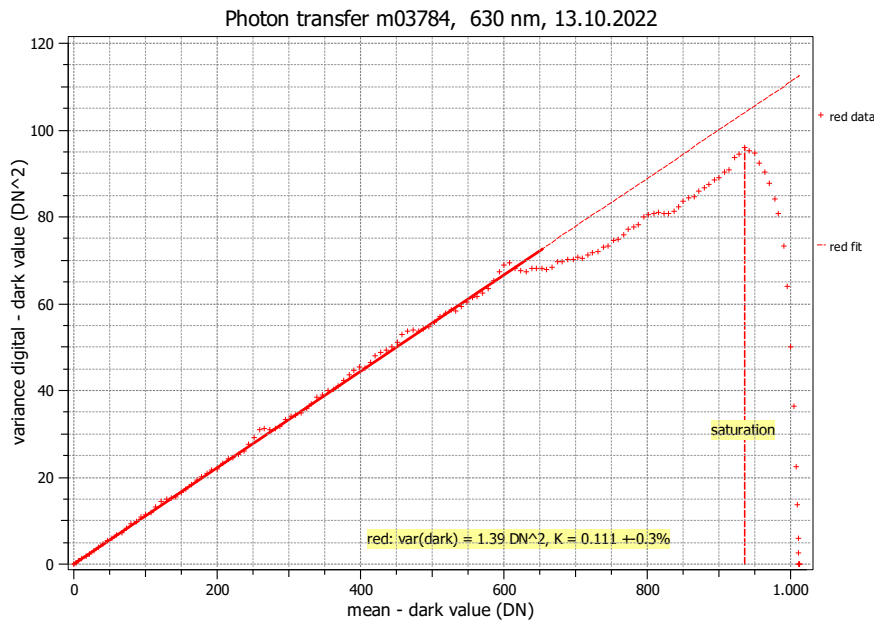
$\mu_{c,\text{var}}$  776  $\pm$  7 e<sup>-</sup>/s

$T_d$  — °C

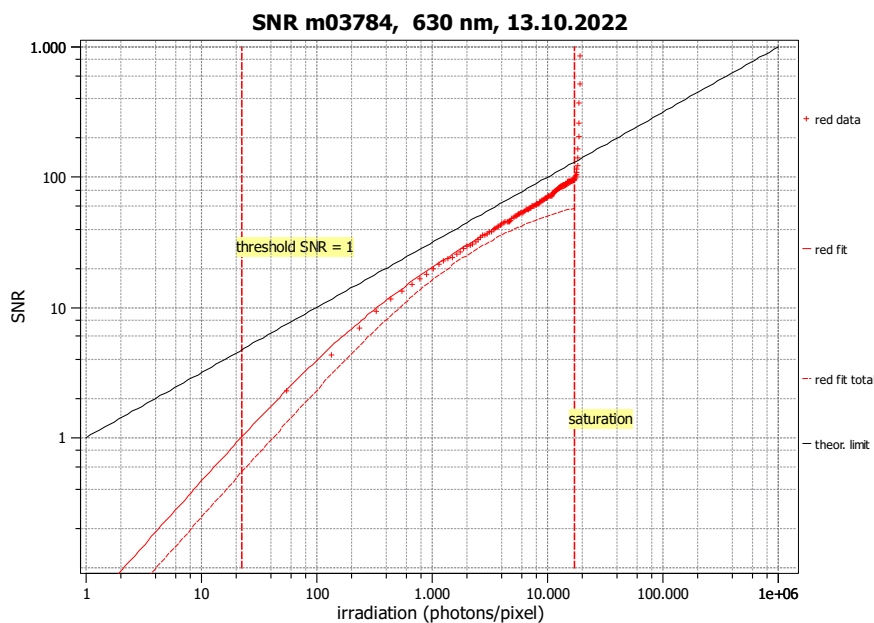
## Summary Sheet for Operation Point 3 at a Wavelength of 630 nm

Type of data	Single	Gain, black-level	1.0 / 9.0
Exposure control	By irradiance	Environmental temperature	25.5°C
Exposure time	410.00 $\mu$ s	Camera body temperature	36.6°C
Frame rate	10.0 Hz	Internal temperature(s)	—
Data transfer mode	BayerRG10	Wavelength, centr., FWHM	630 nm, 12.9 nm

### Photon Transfer



### Signal-to-Noise Ratio



#### Quantum efficiency

$\eta$  50.2%

#### Overall system gain

$K$  0.111 DN/e<sup>-</sup>

$1/K$  8.995 e<sup>-</sup>/DN

#### Temporal dark noise

$\sigma_d$  10.28 e<sup>-</sup>

$\sigma_{y,\text{dark}}$  1.18 DN

#### Signal-to-noise ratio

SNR<sub>max</sub> 92

39.3 dB

6.5 bit

$1/\text{SNR}_{\text{max}}$  1.08 %

#### Absolute sensitivity threshold

$\mu_{p,\text{min}}$  22.1 p

$\mu_{p,\text{min,area}}$  0.96 p/ $\mu\text{m}^2$

$\mu_{e,\text{min}}$  11.1 e<sup>-</sup>

$\mu_{e,\text{min,area}}$  0.48 e<sup>-</sup>/ $\mu\text{m}^2$

#### Saturation capacity

$\mu_{p,\text{sat}}$  16971 p

$\mu_{p,\text{sat,area}}$  737 p/ $\mu\text{m}^2$

$\mu_{e,\text{sat}}$  8517 e<sup>-</sup>

$\mu_{e,\text{sat,area}}$  370 e<sup>-</sup>/ $\mu\text{m}^2$

#### Dynamic range

DR 767

57.7 dB

9.6 bit

#### Spatial nonuniformities

DSNU<sub>1288</sub> 17.43 e<sup>-</sup>

1.94 DN

PRNU<sub>1288</sub> 1.33 %

#### Linearity error

LE<sub>min</sub> -1.06%

LE<sub>max</sub> 0.98%

#### Dark current

$\mu_{c,\text{mean}}$  763  $\pm$  7 e<sup>-</sup>/s

85.0 DN/s

$\mu_{c,\text{var}}$  769  $\pm$  6 e<sup>-</sup>/s

$T_d$  — °C