

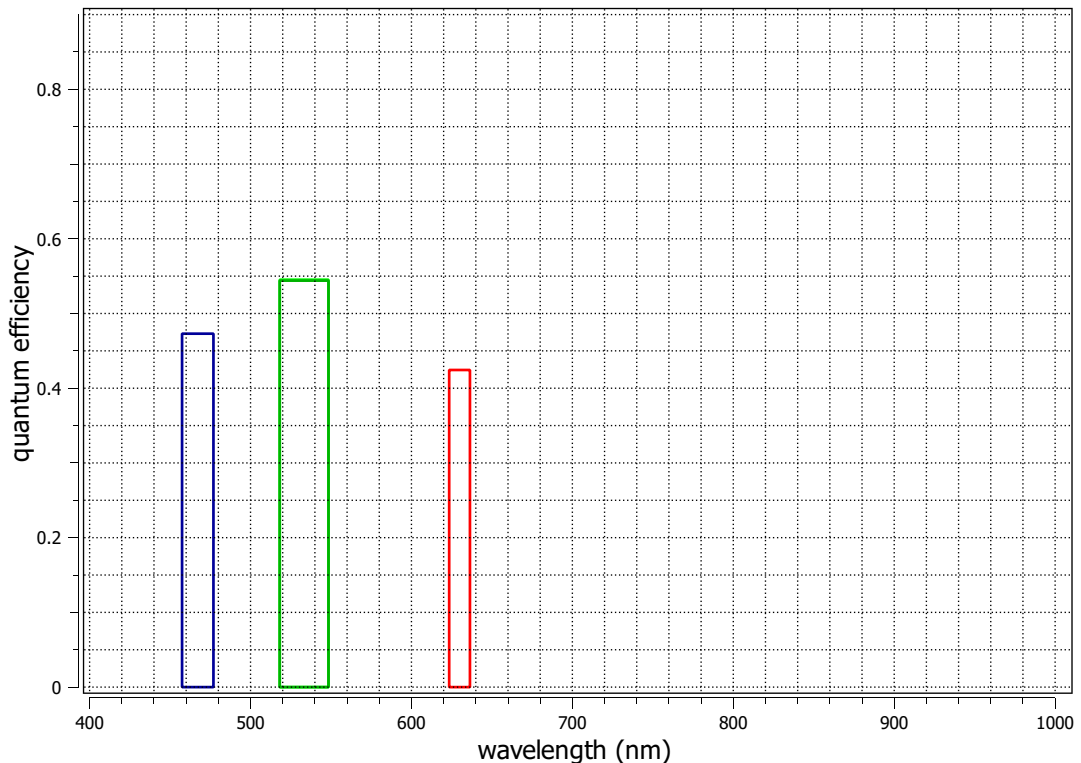


EMVA 1288 Summary Sheet

This datasheet describes the specification according to the standard 1288 release 3.1 for "Characterization and Presentation of Specification Data for Image Sensors and Cameras" issued on December 30, 2016 by the European Machine Vision Association (EMVA), published at www.standard1288.org and the *zenodo EMVA 1288 community* with proprietary extensions from AEON. The measurements were performed with the AEON ACC3 Release 7, 21.08.2018, SN 0018(AEON).

Measurements performed by Technical and Application Support Center, Baumer Optronic GmbH.

Vendor	Baumer	Type of data presented	Single
Model	VCXG.2-241C	Operation point 1	
Serial number	700009564778	Wavelength centroid	467.2 nm
Sensor diagonal	17.03 mm	Wavelength FWHM	19.5 nm
Lens category	C-Mount	Gain, black-level	1.0 / 40.0
Resolution	4672 × 4100, 12 bit	Operation point 2	
Pixel size (h×v)	2.74 μm × 2.74 μm	Wavelength centroid	533.3 nm
Sensor	Sony IMX540	Wavelength FWHM	30.3 nm
Sensor type	CMOS	Gain, black-level	1.0 / 40.0
Shutter type	Global shutter	Operation point 3	
Overlap cap.	Overlapped	Wavelength centroid	629.9 nm
Max. frame rate	0.0 Hz	Wavelength FWHM	12.9 nm
Interface type	GEV	Gain, black-level	1.0 / 40.0
		Optional data measured	
		None	



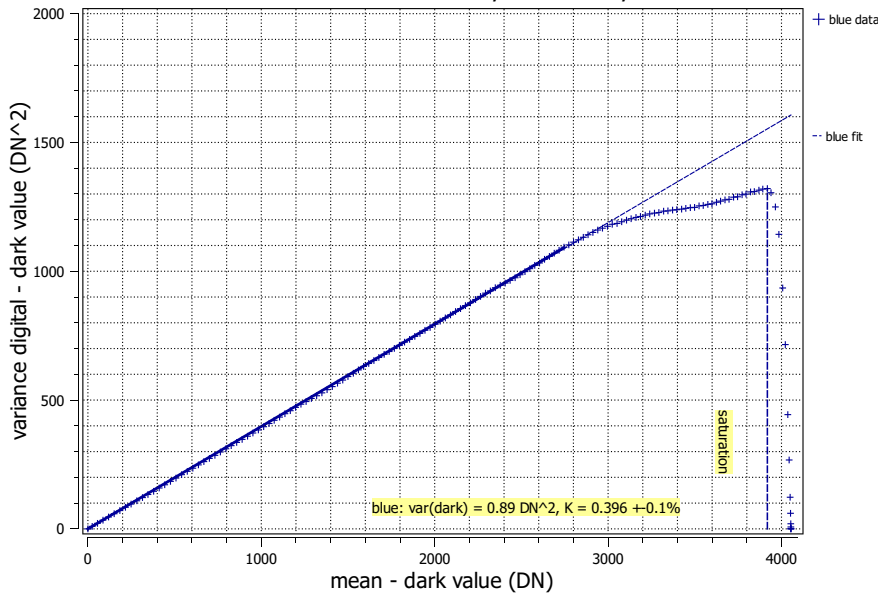


Summary Sheet for Operation Point 1 at a Wavelength of 467 nm

Type of data	Single	Gain, black-level	1.0 / 40.0
Exposure control	By irradiance	Environmental temperature	24.4 °C
Exposure time	820.00 μ s	Camera body temperature	37.2 °C
Frame rate	10.0 Hz	Internal temperature(s)	—
Data transfer mode	BayerRG12	Wavelength, centr., FWHM	467 nm, 19.5 nm

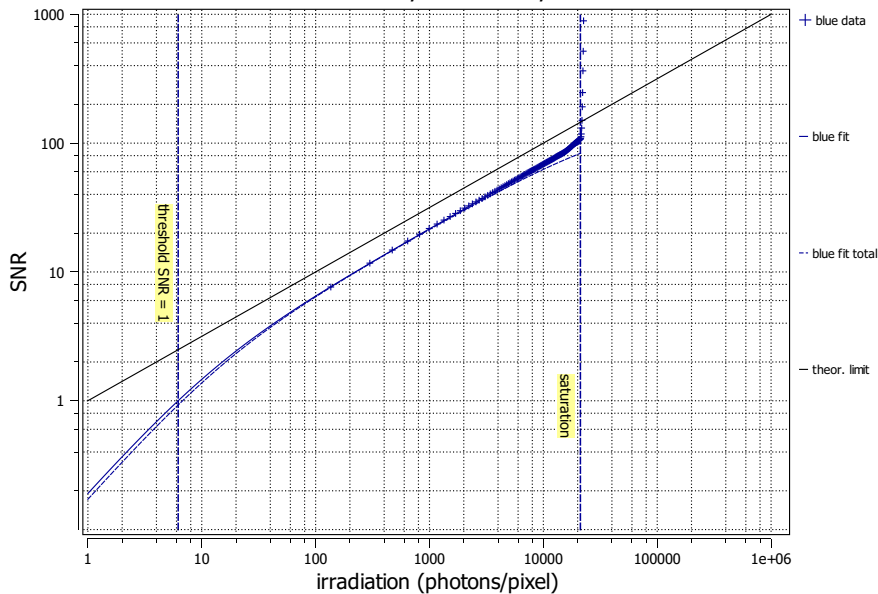
Photon Transfer

Photon transfer mACC300031, 467 nm, 08.03.2023



Signal-to-Noise Ratio

SNR mACC300031, 467 nm, 08.03.2023



Quantum efficiency

η 47.3%

Overall system gain

K 0.396 DN/e⁻

$1/K$ 2.524 e⁻/DN

Temporal dark noise

σ_d 2.27 e⁻

$\sigma_{y,\text{dark}}$ 0.94 DN

Signal-to-noise ratio

SNR_{max} 100

40.0 dB

6.6 bit

$1/\text{SNR}_{\text{max}}$ 1.00 %

Absolute sensitivity threshold

$\mu_{p,\text{min}}$ 6.21 p

$\mu_{p,\text{min,area}}$ 0.827 p/ μm^2

$\mu_{e,\text{min}}$ 2.94 e⁻

$\mu_{e,\text{min,area}}$ 0.391 e⁻/ μm^2

Saturation capacity

$\mu_{p,\text{sat}}$ 21147 p

$\mu_{p,\text{sat,area}}$ 2817 p/ μm^2

$\mu_{e,\text{sat}}$ 10002 e⁻

$\mu_{e,\text{sat,area}}$ 1332 e⁻/ μm^2

Dynamic range

DR 3407

70.6 dB

11.7 bit

Spatial nonuniformities

DSNU₁₂₈₈ 1.19 e⁻

0.47 DN

PRNU₁₂₈₈ 0.66 %

Linearity error

LE_{min} -0.65%

LE_{max} 0.40%

Dark current

$\mu_{c,\text{mean}}$ 0 \pm 0 e⁻/s

0.1 DN/s

$\mu_{c,\text{var}}$ 29 \pm 2 e⁻/s

T_d — °C

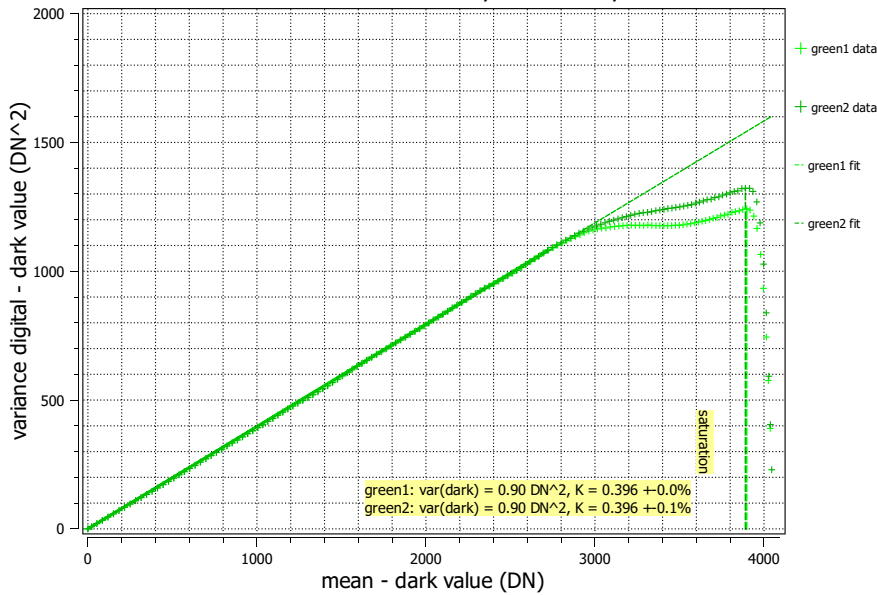


Summary Sheet for Operation Point 2 at a Wavelength of 533 nm

Type of data	Single	Gain, black-level	1.0 / 40.0
Exposure control	By irradiance	Environmental temperature	24.7°C
Exposure time	1.60 ms	Camera body temperature	38.3°C
Frame rate	10.0 Hz	Internal temperature(s)	—
Data transfer mode	BayerRG12	Wavelength, centr., FWHM	533 nm, 30.3 nm

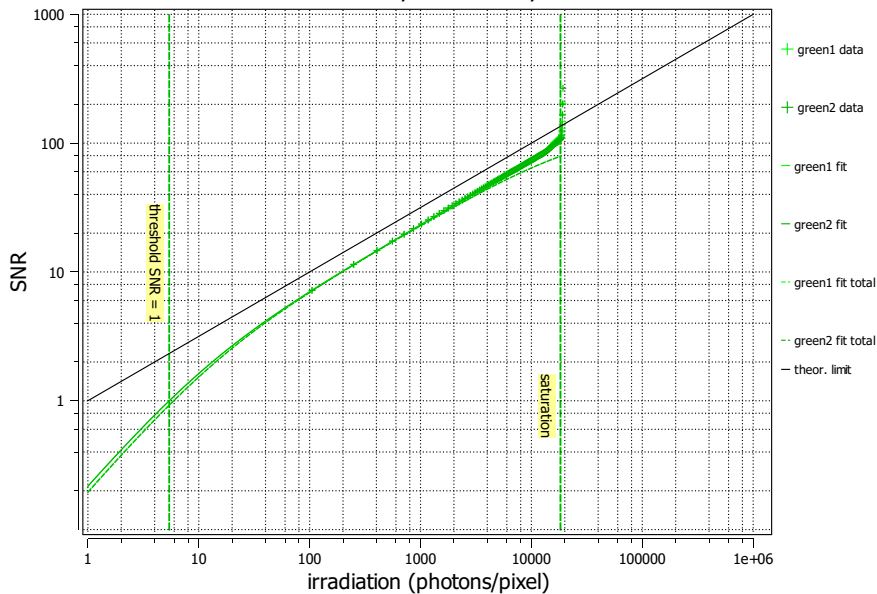
Photon Transfer

Photon transfer mACC300031, 533 nm, 08.03.2023



Signal-to-Noise Ratio

SNR mACC300031, 533 nm, 08.03.2023



Quantum efficiency

η 54.5%

Overall system gain

K 0.396 DN/e⁻

$1/K$ 2.526 e⁻/DN

Temporal dark noise

σ_d 2.28 e⁻

$\sigma_{y,\text{dark}}$ 0.95 DN

Signal-to-noise ratio

SNR_{max} 100

40.0 dB

6.6 bit

$1/\text{SNR}_{\text{max}}$ 1.00 %

Absolute sensitivity threshold

$\mu_{p,\text{min}}$ 5.41 p

$\mu_{p,\text{min,area}}$ 0.720 p/μm²

$\mu_{e,\text{min}}$ 2.95 e⁻

$\mu_{e,\text{min,area}}$ 0.393 e⁻/μm²

Saturation capacity

$\mu_{p,\text{sat}}$ 18363 p

$\mu_{p,\text{sat,area}}$ 2446 p/μm²

$\mu_{e,\text{sat}}$ 10012 e⁻

$\mu_{e,\text{sat,area}}$ 1334 e⁻/μm²

Dynamic range

DR 3396

70.6 dB

11.7 bit

Spatial nonuniformities

DSNU₁₂₈₈ 1.17 e⁻

0.46 DN

PRNU₁₂₈₈ 0.76 %

Linearity error

LE_{min} -0.93%

LE_{max} 0.51%

Dark current

$\mu_{c,\text{mean}}$ 0 ± 0 e⁻/s

0.1 DN/s

$\mu_{c,\text{var}}$ 28 ± 1 e⁻/s

T_d — °C

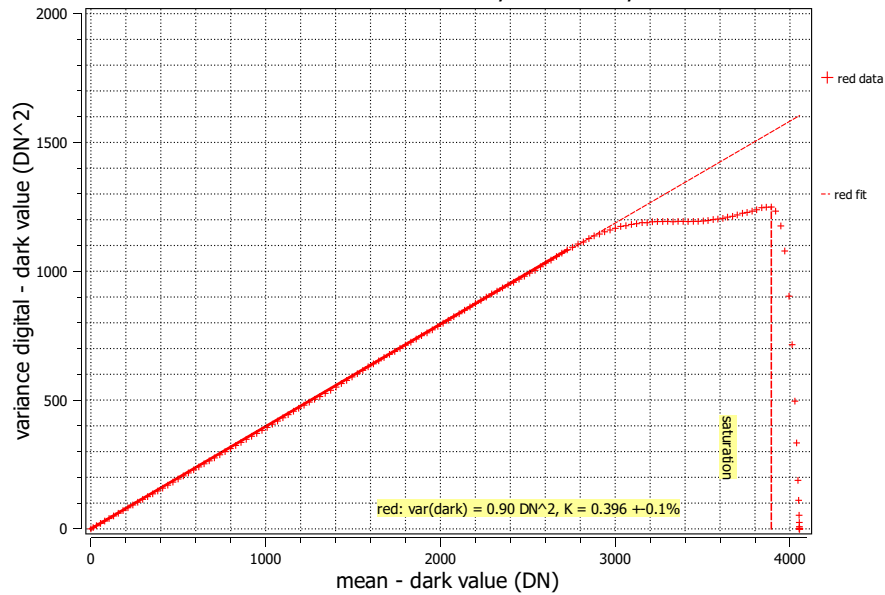


Summary Sheet for Operation Point 3 at a Wavelength of 630 nm

Type of data	Single	Gain, black-level	1.0 / 40.0
Exposure control	By irradiance	Environmental temperature	24.6°C
Exposure time	1.60 ms	Camera body temperature	38.1°C
Frame rate	10.0 Hz	Internal temperature(s)	—
Data transfer mode	BayerRG12	Wavelength, centr., FWHM	630 nm, 12.9 nm

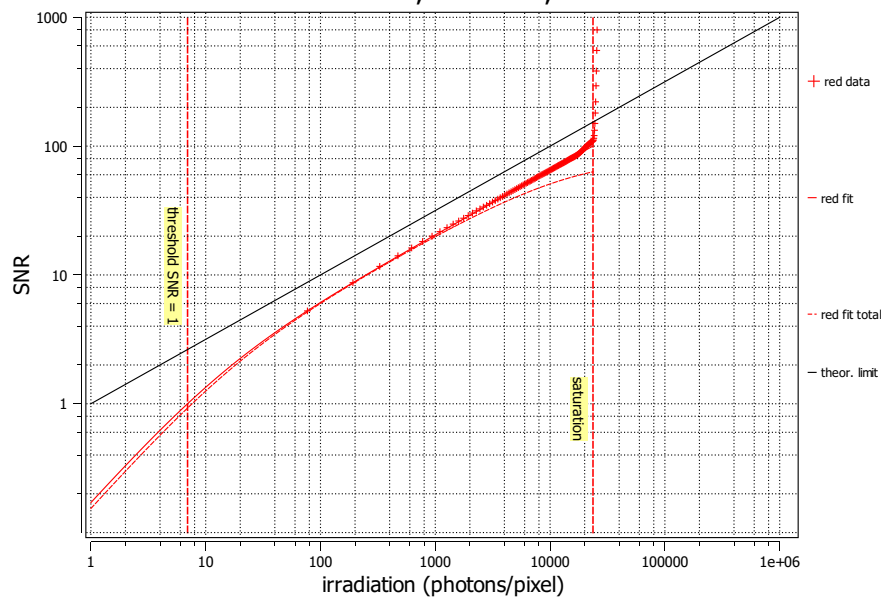
Photon Transfer

Photon transfer mACC300031, 630 nm, 08.03.2023



Signal-to-Noise Ratio

SNR mACC300031, 630 nm, 08.03.2023



Quantum efficiency

η 42.4%

Overall system gain

K 0.396 DN/e⁻

$1/K$ 2.527 e⁻/DN

Temporal dark noise

σ_d 2.28 e⁻

$\sigma_{y,\text{dark}}$ 0.95 DN

Signal-to-noise ratio

SNR_{max} 100

40.0 dB

6.6 bit

$1/\text{SNR}_{\text{max}}$ 1.00 %

Absolute sensitivity threshold

$\mu_{p,\text{min}}$ 6.95 p

$\mu_{p,\text{min,area}}$ 0.926 p/μm²

$\mu_{e,\text{min}}$ 2.95 e⁻

$\mu_{e,\text{min,area}}$ 0.393 e⁻/μm²

Saturation capacity

$\mu_{p,\text{sat}}$ 23646 p

$\mu_{p,\text{sat,area}}$ 3150 p/μm²

$\mu_{e,\text{sat}}$ 10035 e⁻

$\mu_{e,\text{sat,area}}$ 1337 e⁻/μm²

Dynamic range

DR 3402

70.6 dB

11.7 bit

Spatial nonuniformities

DSNU₁₂₈₈ 1.20 e⁻

0.48 DN

PRNU₁₂₈₈ 1.23 %

Linearity error

LE_{min} -1.13%

LE_{max} 0.19%

Dark current

$\mu_{c,\text{mean}}$ 0 ± 0 e⁻/s

0.1 DN/s

$\mu_{c,\text{var}}$ 29 ± 1 e⁻/s

T_d — °C