

VLXT-06M.I.JP

Gigabit Ethernet, 0,5 Megapixel, Monochrome

Article number: 11700830

Overview

- 800 × 620 px
- Sony IMX426
- 1/1.7" CMOS
- 1609 fps
- 10 GigE
- JPEG



Picture similar



GEN*i*CAM



Technical data

Sensor information

Sensor	Sony IMX426 Gen3
Mono/Color	Mono
Sensor type	1/1.7" CMOS
Shutter type	Global shutter
Resolution	800 × 620 px
Pixel size	9 × 9 μm
Exposure time	0.001 ... 60000 ms

Data quality (EMVA 1288 typical)

Dark noise	21.66 e-
Saturation capacity	99279 e-
Dynamic range	72.6 dB
Signal-to-noise ratio	50 dB
Quantum efficiency	73.2 % @ 536 nm 73.1 % @ 533 nm

Acquisition formats

Image formats, interface frame rate max.	Full Frame, 800 × 620 px, max. 1609 fps Binning 2×2, 400 × 310 px, max. 1609 fps Binning 2×1, 400 × 620 px, max. 1609 fps Binning 1×2, 800 × 310 px, max. 1609 fps
Image formats, acquisition frame rate max. (Burst Mode)	Full Frame, 800 × 620 px, max. 1609 fps
Pixel formats	Mono8 Mono10 Mono12 Mono12 Packed

Image preprocessing

Analog controls	Gain (0 ... 48 dB) Offset (0 ... 255 LSB 12 Bit)
-----------------	---

Color models	Mono
Image processing	JPEG

Camera features

Basic Functions	Exposure Gain / Color Gain Trigger / Exposure Active (Flash) Binning 2x2 Partial Scan Offset Free Running Mode (Live Image)
-----------------	---

Auto Functions	Exposure Auto Gain Auto
----------------	----------------------------

Image Pre-processing	Image Flipping (X/Y) LUT / Gamma JPEG Image Compression
----------------------	---

Acquisition / Interface	Burst Mode Adjustable Framerate Short Exposure Time Enable Device Link Throughput Limit Internal Image Buffer
-------------------------	---

Synchronization	free running trigger
-----------------	-------------------------

Trigger sources	Hardware Software ActionCommand
-----------------	---------------------------------------

VLXT-06M.I.JP

Gigabit Ethernet, 0,5 Megapixel, Monochrome

Article number: 11700830

Technical data

Camera features

Trigger delay	0 ... 2 sec, tracking and buffering of up to 256 trigger signals
Process Synchronization	<ul style="list-style-type: none"> Events Timer Trigger Delay Debouncer Counter Sequencer Trigger via Action CMD (GigE) Action CMD Request ID Trigger ID inside Chunk Additional Output Modes (e.g. Trigger Ready) PWM (PWM Duration / PWM Duty Cycle) Selectable Output format (e.g. Tri State, Push Pull) Chunk data inside transferred image Encoder support via Counter End trigger source 4 power outputs with up to 120 W (max. 48 V / 2.5 A)
Time synchronization IEEE 1588	<ul style="list-style-type: none"> IEEE 1588 / Master and Slave function IEEE 1588 / Scheduled Action CMD IEEE 1588 / Synchronized Acquisition Framerate
Additional Functions	<ul style="list-style-type: none"> User Set Integrated temperature sensor Readable additional information (e.g. sensor information) Save Custom Data
Lens control	Corning liquid lens
Sequencer	Automated control for series of images using different sets of parameters
Sequencer parameter	<ul style="list-style-type: none"> Exposure time gain factor output line ROI Offset x ROI Offset y
Internal image buffer	<ul style="list-style-type: none"> 1024 MB 2096 images (Trigger Mode) 1 image (Free Running Mode)

Interfaces and connectors

Data interface	10 Gigabit Ethernet, Transfer rate 10000 Mb/secs, Gigabit Ethernet, Transfer rate 1000 Mb/secs, Fast Ethernet, Transfer rate 100 Mb/secs, Connector: M12 / 8-pol x-coded (SACC-CI-M12FS-8CON-L180-10G)
----------------	--

Interfaces and connectors

Process interface	M12 / 12 pins a-coded (SACC-CI-M12MS-12CON-L180)
Power supply	via M12/12 pins a-coded

Mechanical data

Lens mount	C-mount
Width	60 mm
Height	60 mm
Depth	99.7 mm
Weight	≤ 485 g
Material	aluminum

Electrical data

Voltage supply range +Vs	19.2 ... 28.8 V DC (external power supply)
Power consumption	Approx. 11.3 W @ 24 VDC and 1578.0 fps

Non-volatile memory

Flash memory size	128 kB
-------------------	--------

Environmental conditions

Operating temperature	0 ... +60 ° @ T = measurement point
Humidity	10 ... 90 % (non-condensing)
Protection class	<ul style="list-style-type: none"> IP 40 IP 54 (with mounted tube and cable) IP 65 (with mounted tube and cable) IP 67 (with mounted tube and cable)

Digital I/Os

Lines	<ul style="list-style-type: none"> 2 input lines 4 power output lines with pulse width modulation (PWM) (max. 48 V / max. 2,5 A) RS232
-------	---

Conformity

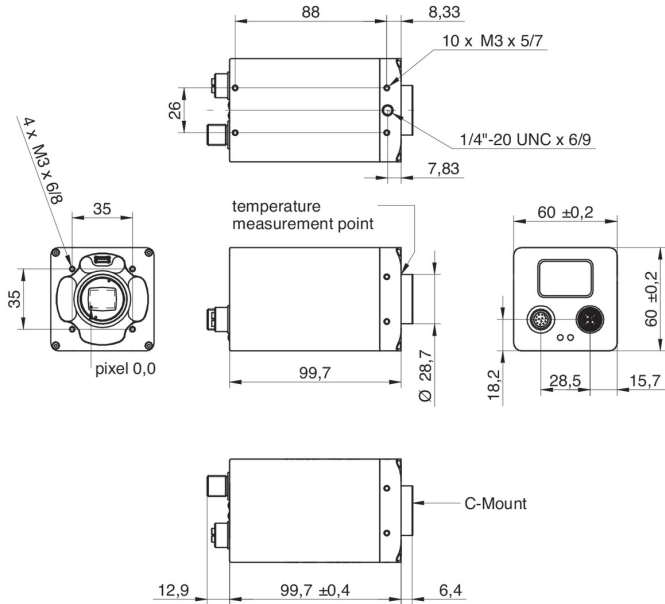
Conformity	<ul style="list-style-type: none"> CE RoHS EAC KC (R-R-BkR-VLXT-71MI) UL recognized
------------	--

VLXT-06M.I.JP

Gigabit Ethernet, 0,5 Megapixel, Monochrome

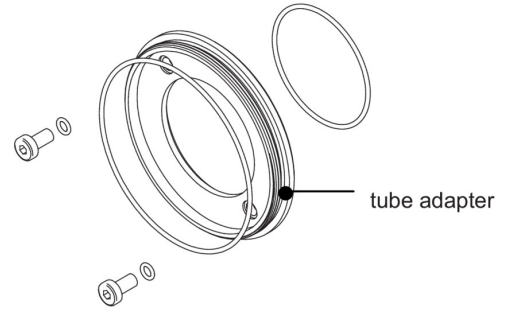
Article number: 11700830

Dimension drawing



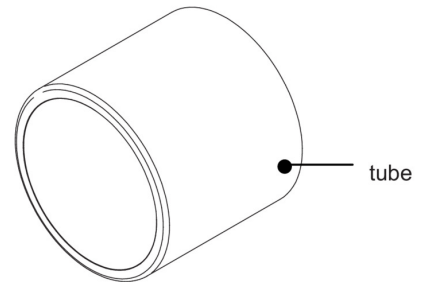
Principle

Optional accessories for protection class IP 65/67:



tube adapter

- hard-anodized, incl. sealing and screws
 \varnothing 49,5 mm (VCXG.I 11185373)
 \varnothing 65 mm (VCXG.I 11185377)
 \varnothing 95 mm (VCXG.I 11704311)
 \varnothing 65 mm (VLXT 11193125)
 \varnothing 95 mm (VLXT.EF 11704315)



tube

- hard-anodized, cover glass PMMA
 \varnothing 49,5 mm, Length 44 mm (11185370)
 \varnothing 65 mm, Length 58 mm (11185374)
 \varnothing 95 mm, length 70 mm (11704312)
- hard-anodized, tempered laminated safety glass
 \varnothing 49,5 mm, Length 44 mm (11701124)
 \varnothing 65 mm, Length 58 mm (11701125)