

Overview

- Best measuring performance due to precise measuring principle
- Simple teach-in via line teach
- Shortest blind zone in its class
- High performance in compact housing



Technical data

General data

Scanning range Sd	15 ... 500 mm
Scanning range close limit Sdc	15 ... 500 mm
Scanning range far limit Sde	15 ... 500 mm
Repeat accuracy	< 0.5 mm
Resolution	< 0.3 mm
Response time ton	< 16 ms
Release time toff	< 40 ms
Temperature drift	> 50 mm < 2 % of distance to target Sde < 50 mm ± 1 mm
Power-up drift	Compensated after 15 min.
Sonic frequency	290 kHz
Adjustment	line-Teach
Light indicator	LED yellow
Power on indication	LED green
Alignment measuring axis	< 2°

Electrical data

Voltage supply range +Vs	12 ... 30 VDC
--------------------------	---------------

Electrical data

Current consumption typ.	35 mA
Output circuit	Voltage output
Output signal	0 ... 10 V / 10 ... 0 V
Load resistance	> 10 kOhm
Residual ripple	< 10 % Vs
Short circuit protection	Yes
Reverse polarity protection	Yes, Vs to GND

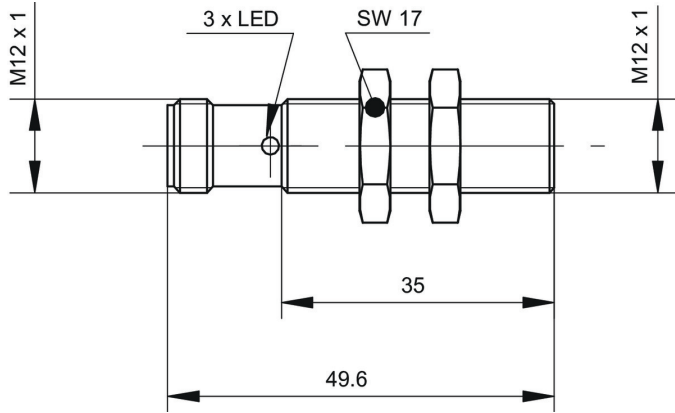
Mechanical data

Design	Cylindrical threaded
Housing material	Brass nickel plated
Width / diameter	12 mm
Height / length	50 mm
Connection types	Connector M12 5 pin
Tightening torque max.	15 Nm (Front: 10 Nm)

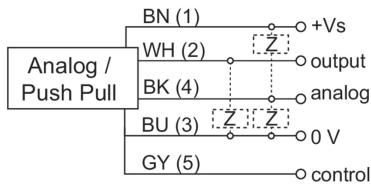
Ambient conditions

Operating temperature	-25 ... +65 °C
Storage temperature	-40 ... +75 °C
Protection class	IP 67

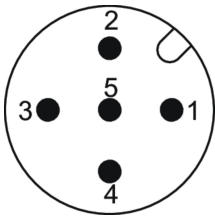
Dimension drawing



Connection diagram



Pin assignment



Typical sonic cone profile

