

Overview

- Distance measurement value via IO-Link
- Reliable also on very dark and shiny objects
- Manipulation-proof, simple teach-in via qTeach or line teach
- Extended parameterization options and additional diagnostic data
- Longest distances thanks to time of flight principle
- Laser light source for an accurate switching behavior



Picture similar



Technical data

General data		Electrical data	
Type	Background suppression	Short circuit protection	Yes
Version	Time of Flight	Reverse polarity protection	Yes
Light source	Pulsed red laser diode	Communication interface	
Sensing distance Tw	150 ... 2500 mm	Interface	IO-Link V1.1.3
Sensing range Tb	100 ... 2625 mm	Profile	DMSS
Repeat accuracy	≤ 1200 ... 4300 μm	IO-Link port type	Class A
Temperature drift	± 15 mm	Baud rate	230,4 kBaud (COM 3)
Linearity error	± 10 mm	Cycle time	≥ 2 ms
Power on indication	LED green	Process data length	32 Bit
Output indicator	LED yellow / LED red	Process data structure	Bit 0 = SSC1 (distance) Bit 1 = SSC2 (distance) Bit 2 = quality Bit 3 = alarm Bit 5 = SSC4 (counter) Bit 8-15 = scale factor Bit 16-31 = 16 Bit measurement
Sensing distance adjustment	Teach-in and IO-Link	Adjustable parameters	Switching point Switching hysteresis Operation mode Time filters LED status indicators Output logic Output circuit Counter Deactivate the sensor element Find Me function Teach-in mode
Laser class	1		
Distance to focus	1500 mm		
Wave length	680 nm		
Suppression of reciprocal influence	Yes		
Beam type	Point		
Alignment optical axis	< 1°		
Electrical data			
Response time / release time	< 4 ms (High Speed Mode) < 8 ms (Standard Mode) < 50 ms (Long Range Mode)		
Voltage supply range +Vs	12 ... 30 VDC		
Current consumption max. (no load)	60 mA		
Voltage drop Vd	< 2 VDC		
Output function	Light operate, switchable		
Output circuit	Push-pull / IO-Link Push-pull		
Output current	< 50 mA, sum of all outputs		

2022-02-15 The product features and technical data specified do not express or imply any warranty. Technical modifications subject to change.

Technical data

Communication interface

Additional data	Distance
	Excess gain
	Operating cycles
	Operating hours
	Boot cycles
	Operating voltage
	Device temperature
	Histograms

Mechanical data

Width / diameter	18 mm
Height / length	45 mm
Depth	32 mm
Type	Rectangular
Housing material	Plastic (ASA, PMMA)

Mechanical data

Front (optics)	PMMA
Connection types	Connector M12 5 pin

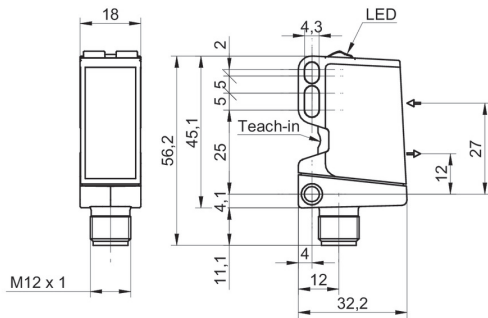
Ambient conditions

Protection class	IP 67
Operating temperature	-20 ... +50 °C
Storage temperature	-40 ... +70 °C
Vibration (sinusoidal)	IEC 60068-2-6:2008 10 g at f = 10 - 2000 Hz, duration 150 min per axis
Shock (semi-sinusoidal)	IEC 60068-2-27:2009 50 g / 11 ms, 10 impulses per axis and direction

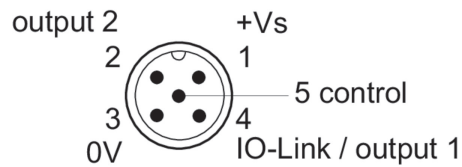
Remarks

- Measurement on 90% remission (white)

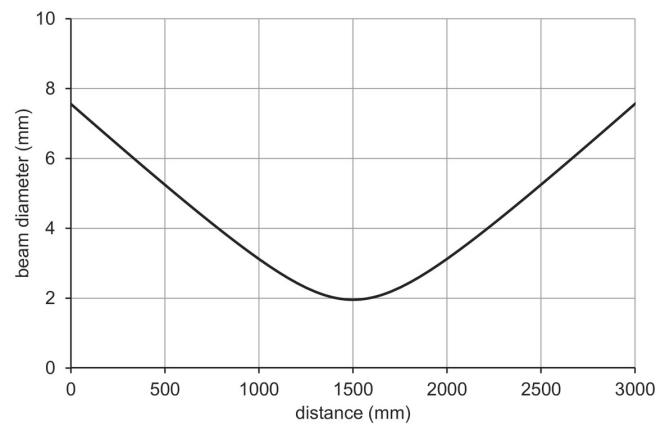
Dimension drawing



Pin assignment



Beam characteristic (typically)

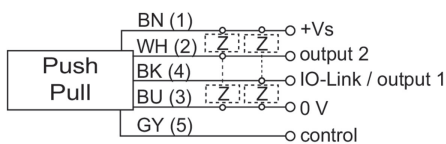


Laser warning

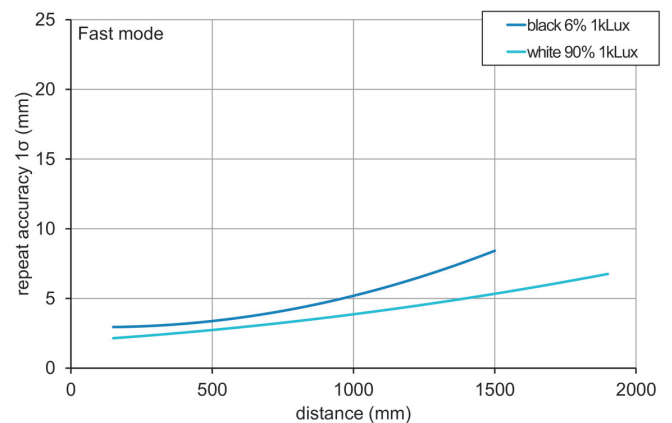
CLASS 1 LASER PRODUCT

IEC 60825-1/2014
Complies with 21 CFR 1040.10 and 1040.11 except for conformance with IEC 60825-1 Ed. 3., as described in Laser Notice No. 56, dated May 8, 2019

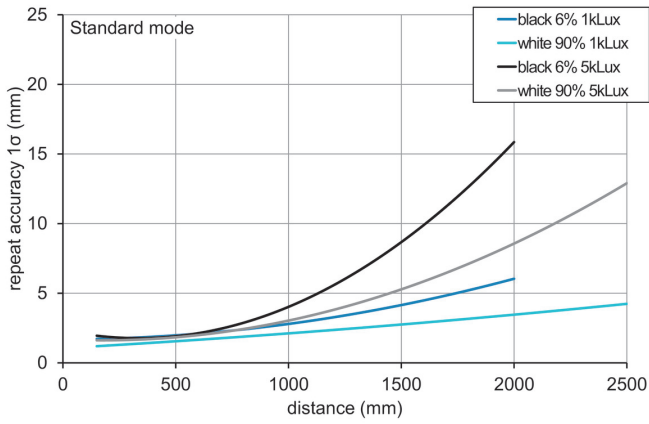
Connection diagram



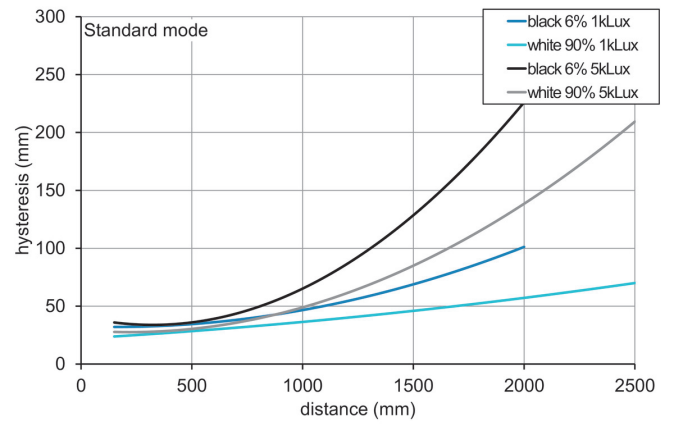
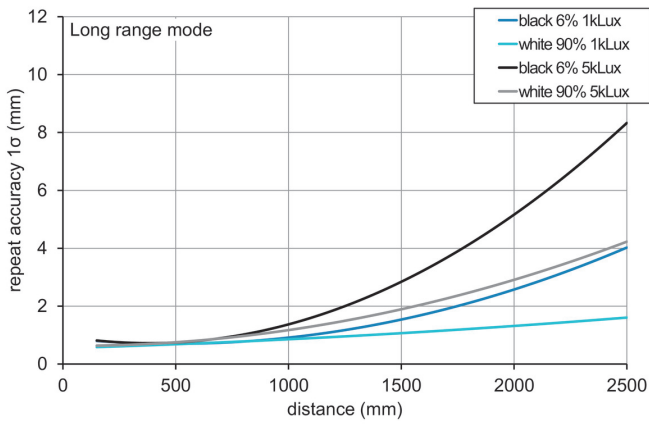
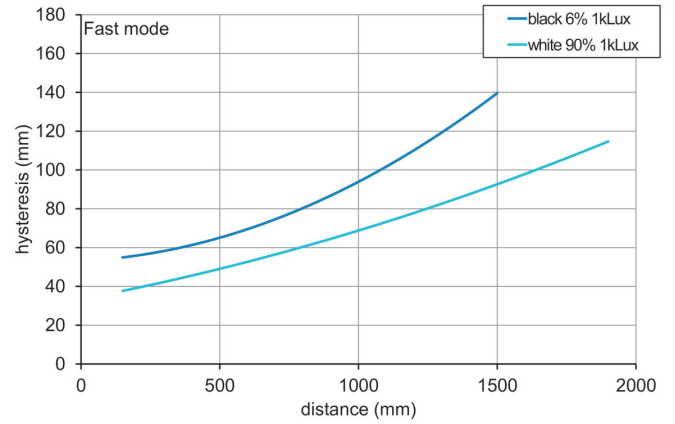
Repeat accuracy



Repeat accuracy



Hysteresis curve



Sensing distance diagram

