

**Overview**

- Distance measurement via IO-Link or analog output
- Reliable also on very dark and shiny objects
- Manipulation-proof, simple teach-in via qTeach or line teach
- Extended parameterization options and additional diagnostic data
- Longest distances thanks to time of flight principle



Picture similar



**Technical data**

**General data**

Type	Distance measuring
Version	Time of Flight
Measuring distance Sd	150 ... 2500 mm
Measuring range Mr	2350 mm
Focal distance	1500 mm
Adjustment	Teach-in and IO-Link
Power on indication	LED green
Output indicator	LED yellow
Repeat accuracy	≤ 1200 ... 4300 µm
Linearity error	± 10 mm
Beam type	Point
Suppression of reciprocal influence	Yes
Alignment optical axis	< 1°
Temperature drift	± 15 mm

**Light Source**

Light source	Pulsed red laser diode
Wave length	680 nm
Laser class	1

**Electrical data**

Response time / release time	< 4 ms (High Speed Mode) < 8 ms (Standard Mode) < 50 ms (Long Range Mode)
Voltage supply range +Vs	12 ... 30 VDC
Current consumption max. (no load)	60 mA
Voltage drop Vd	< 2 VDC
Output circuit	Analog 0 ... 10 VDC Push-pull / IO-Link
Output current	< 50 mA (push-pull)

**Electrical data**

Switching output	Light operate, switchable
Short circuit protection	Yes
Reverse polarity protection	Yes, Vs to GND

**Communication interface**

Interface	IO-Link V1.1.3
IO-Link port type	Class A
Baud rate	230,4 kBaud (COM 3)
Cycle time	≥ 2 ms
Process data length	32 Bit
Process data structure	Bit 0 = SSC1 (distance) Bit 1 = SSC2 (distance) Bit 2 = quality Bit 3 = alarm Bit 5 = SSC4 (counter) Bit 8-15 = scale factor Bit 16-31 = 16 Bit measurement

**Adjustable parameters**

- Switching point
- Switching hysteresis
- Operation mode
- Time filters
- LED status indicators
- Output logic
- Output circuit
- Analog output characteristic
- Counter
- Deactivate the sensor element
- Find Me function
- Teach-in mode

**Technical data**

**Communication interface**

Additional data	Distance
	Excess gain
	Operating cycles
	Operating hours
	Boot cycles
	Operating voltage
	Device temperature
	Histograms

**Mechanical data**

Width / diameter	18 mm
Height / length	45 mm
Depth	32 mm
Type	Rectangular
Housing material	Plastic (ASA, PMMA)

**Mechanical data**

Front (optics)	PMMA
Connection types	Connector M12 5 pin

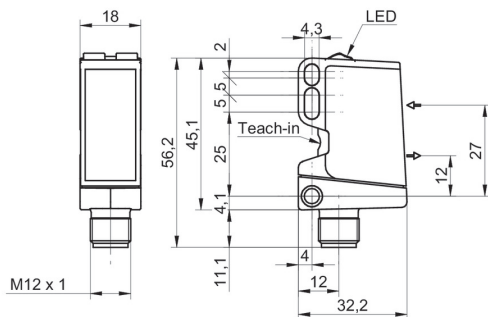
**Ambient conditions**

Protection class	IP 67
Operating temperature	-20 ... +50 °C
Storage temperature	-40 ... +70 °C
Vibration (sinusoidal)	IEC 60068-2-6:2008 10 g at f = 10 - 2000 Hz, duration 150 min per axis
Shock (semi-sinusoidal)	IEC 60068-2-27:2009 50 g / 11 ms, 10 impulses per axis and direction

**Remarks**

- Measurement on 90% remission (white)

**Dimension drawing**

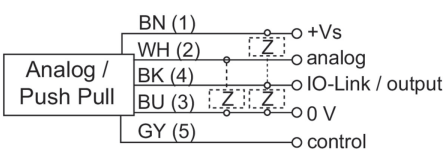


**Laser warning**

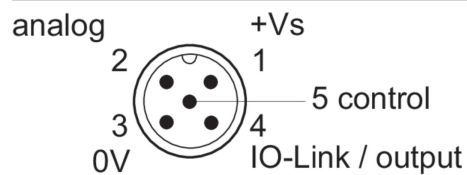
**CLASS 1 LASER PRODUCT**

IEC 60825-1/2014  
Complies with 21 CFR 1040.10 and 1040.11 except for conformance with IEC 60825-1 Ed. 3., as described in Laser Notice No. 56, dated May 8, 2019

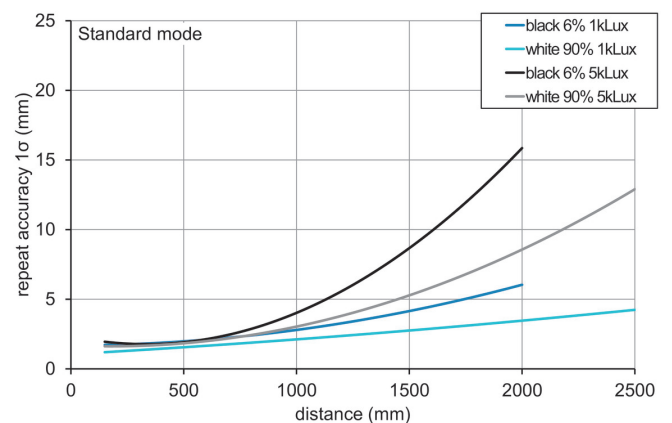
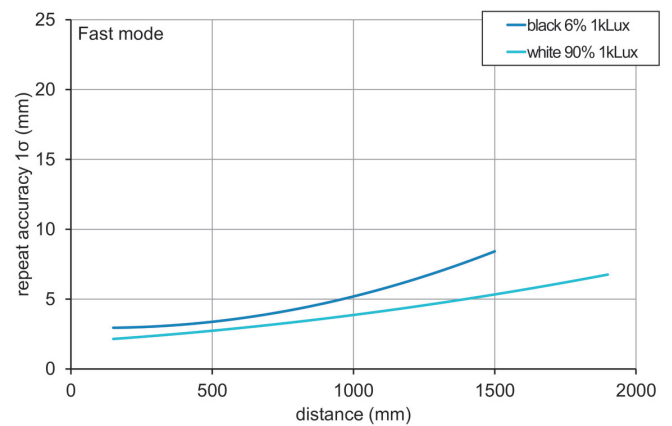
**Connection diagram**



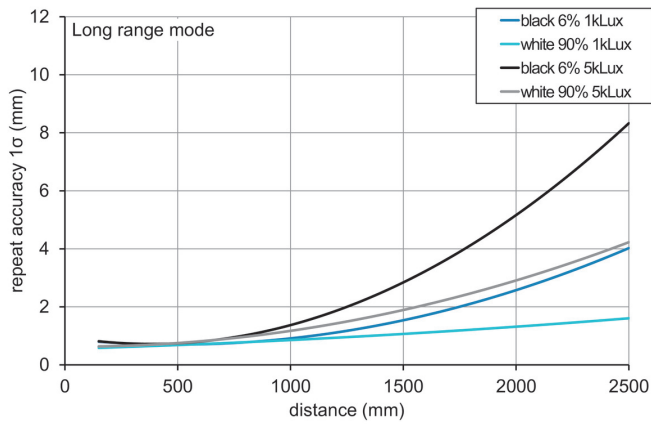
**Pin assignment**



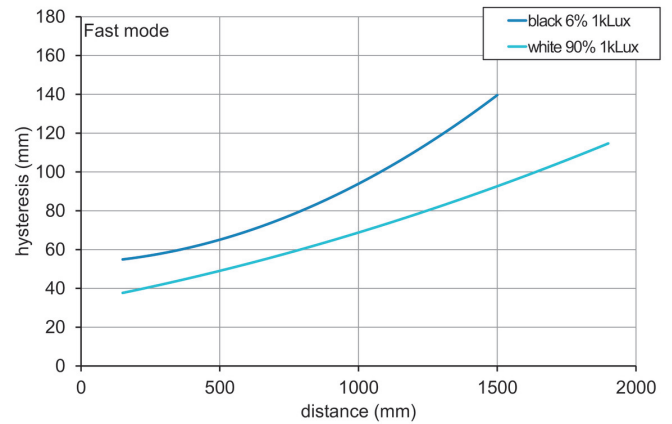
**Repeat accuracy**



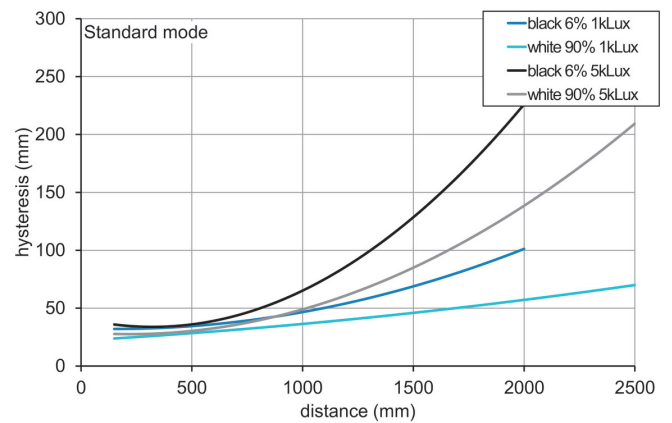
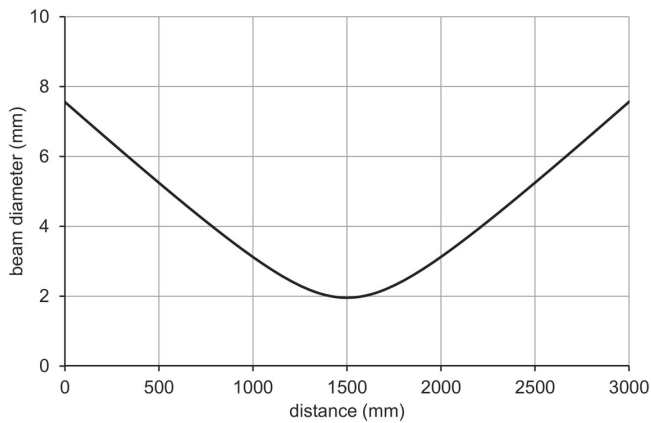
**Repeat accuracy**



**Hysteresis curve**



**Beam characteristic (typically)**



**Sensing distance diagram**

