

EN580E.IL-SC10.GB1T2.04096.K

Solid shaft with clamping flange, 4096 pulses per revolution

Article number: 11246034

Overview

- Size $\varnothing 58$ mm
- Precise optical sensing
- Output signal level TTL
- Pulses per revolution 4096
- Connection: flange connector M23, 12-pin, CCW



Technical data

Technical data - electrical ratings

Voltage supply	5 VDC ± 5 %
Reverse polarity protection	Yes
Short-circuit proof	Yes (max. 1 s and 1 signal)
Consumption w/o load	≤ 70 mA
Pulses per revolution	4096
Phase shift	$90^\circ \pm 10^\circ$
Duty cycle	40...60 %
Reference signal	Zero pulse, width $90^\circ \pm 10$ %
Sensing method	Optical
Output frequency	≤ 300 kHz (TTL)
Output signals	A+, B+, R+, A-, B-, R-
Output stages	TTL/RS422
Interference immunity	EN 61000-6-2
Emitted interference	EN 61000-6-4
Approval	UL-Listing: E217823

Technical data - mechanical design

Size (flange)	$\varnothing 58$ mm
Shaft type	$\varnothing 10 \times 20$ mm, solid shaft with flat
Admitted shaft load	≤ 40 N axial ≤ 80 N radial
Flange	Clamping flange
Protection EN 60529	IP 54 (flange side) IP 65 (housing side)
Operating speed	≤ 6000 rpm (+25 °C)
Starting torque	≤ 0.02 Nm
Material	Housing: aluminium Solid shaft: stainless steel
Operating temperature	-25...+100 °C (see general information)
Relative humidity	95 % non-condensing
Resistance	EN 60068-2-6 Vibration 30 g, 10-2000 Hz EN 60068-2-27 Shock 100 g, 11 ms
Connection	Flange connector M23, 12-pin, CCW
Weight approx.	300 g

EN580E.IL-SC10.GB1T2.04096.K

Solid shaft with clamping flange, 4096 pulses per revolution

Article number: 11246034

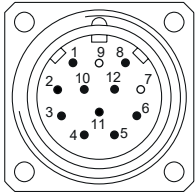
General information

Self-heating correlated to installation and ambient conditions as well as to electronics and supply voltage must be considered for precise thermal dimensioning. Operating the encoder close to the maximum limits requires measuring the real prevailing temperature at the encoder flange.

Terminal assignment

Flange socket M23, 12-pin, male contact, CCW

Pin	Assignment
1	B-
2	+Vs Sense
3	R+
4	R-
5	A+
6	A-
7	-
8	B+
9	-
10	0 V
11	0 V Sense
12	+Vs



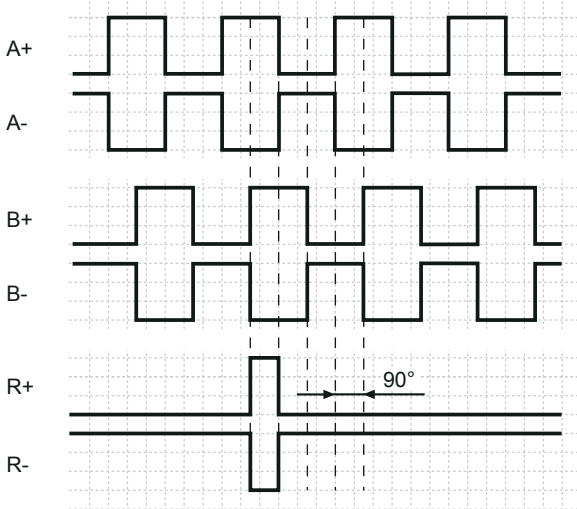
Trigger level

Outputs	TTL/RS422
Output level High	$\geq 2.5 \text{ V}$
Output level Low	$\leq 0.5 \text{ V}$
Load	$\leq 20 \text{ mA}$

Outputs	HTL/Push-pull
Output level High	$\geq U_B - 3 \text{ V}$
Output level Low	$\leq 1.5 \text{ V}$
Load	$\leq 20 \text{ mA}$

Output signals

Clockwise rotating direction when looking at flange.

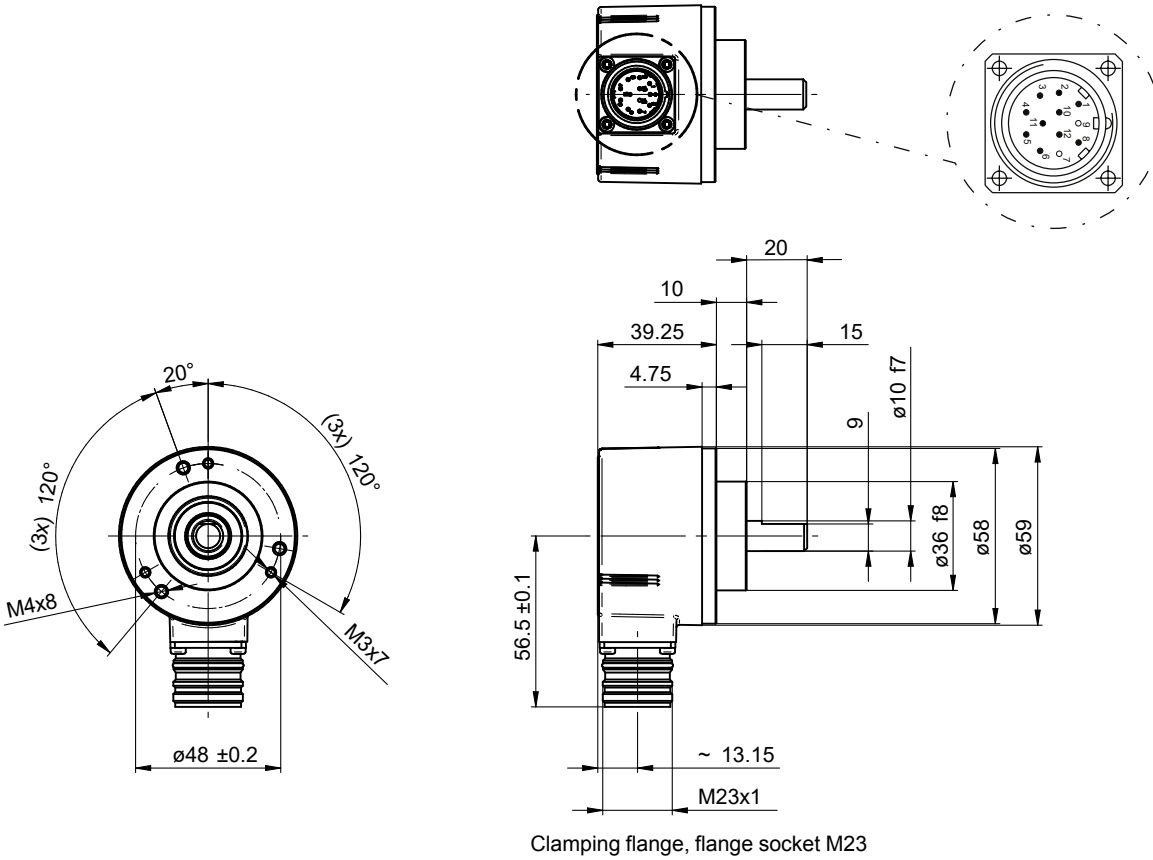


EN580E.IL-SC10.GB1T2.04096.K

Solid shaft with clamping flange, 4096 pulses per revolution

Article number: 11246034

Dimensions



Accessories**Mounting accessories**

11101781	Double loops coupling (D1=10 / D2=10)
11050507	Bellows coupling (D1=06 / D2=10)
11065923	Coupling CPS25 (L=19, D1=10 / D2=10)
11065922	Coupling CPS25 (L=19, D1=10 / D2=06)
10141132	Spring washer coupling (D1=6 / D2=10)
10141133	Spring washer coupling (D1=10 / D2=10)
11069337	Coupling CPS37 (L=24, D1=10 / D2=06)
11069340	Coupling CPS37 (L=24, D1=10 / D2=10)
11053277	Bellows coupling (D1=10 / D2=10)
11101893	Spring encoder arm
10125051	Mounting adaptor