

Vue d'ensemble

- M8, female, A-coded; 4-poles; PUR, 2000 cm, shielded, free cable end
- Dragchain capable
- Head A: IP65, IP67
- Cable: good resistance against chemicals, flames, oils
- Halogen free



Caractéristiques techniques

Side A		Cable	
Head A: Connection	M8	Cable length	2000 cm
Head A: Angle cable outlet	0°	Acceleration (C-track)	max. 5 m/s ²
Head A: Gender	Female	AWG	22
Head A: Coding	A	Bending radius (fixed)	min. 5 × outer diameter
Head A: No. of poles	4	Torsion speed	max. 35 cycles/min
Head A: LED	No	Bending radius (mobile)	min. 10 × outer diameter
Head A: Width across flats	AF9	Cable type	3
Head A: Tightening torque	0,4 Nm	Cable weight	approx. 50,6 g/m
Head A: Knurled nut material	Zinc-pressure die casting, surface Ni	Conductor structure	42 × 0,1 mm
Head A: Body color	Black	Cable diameter	5,3 mm ± 5%
Head A: Gasket material	FKM	Conductor: Material	Copper, bare
Labeling sleeve side A	Yes	External sheath: Material	PUR
Side B		Insulation: Material	PP
Head B: Connection	Open-ended wires	Shielding: Material	Copper, tinned
Labeling sleeve side B	Yes	No. of bending cycles (C-track)	approx. 500000 Cycles
Cables		Nominal voltage	300 V
Cable length	2000 cm	No. of torsion cycles	approx. 200000 Cycles
Length tolerance	± 30 cm	Paired stranding	No
Stripping length	20 mm	Single wire diameter	0,1 mm
Shielded	Oui	Cable: Test voltage	2 kV AC core-core ; 2 kV AC core-shield
Conductor structure	42 × 0,1 mm	Torsion stress in °	± 30 °/m
AWG	22	Total stranding	4 wires strand
External sheath: Material	PUR	Travel speed (C-track)	max. 3,3 m/s
External sheath: Color	Black	Traversing path (horizontal)	max. 5 m
Cable diameter	5,3 mm ± 5%	Wire cross section	0,34 mm ²
Wire cross section	0,34 mm ²	Wire processing	No
Cable		Wire diameter incl. isolation	1,25 mm ± 5%
Cable: Temperature range (mobile)	- 25 ...+ 80 °C	External sheath: Color	Black
Cable: Temperature range (fixed)	- 40 ...+ 80 °C	Données électriques	
Shielded	Oui	Operating voltage	max. 50 V AC / 60 V DC
Shielding: Covering	approx. 80 %	Nominal voltage	300 V
Bending radius (fixed)	26,5 mm	Contact resistance	max. 30 mOhm
Number of wires	4	Operating current per contact	max. 4 A
Number and diameter of wires	4x0,34	Données mécaniques	
Length tolerance	± 30 cm	Head A: Degree of protection	IP65, IP67
		Bending radius (mobile)	min. 10 × outer diameter

2024-07-16 Les caractéristiques du produit et les données techniques spécifiées n'impliquent aucune garantie. Toute modification technique réservée.

Caractéristiques techniques

Données mécaniques

Bending radius (fixed)	min. 5 × outer diameter
No. of bending cycles (C-track)	approx. 5000000 Cycles
Torsion speed	max. 35 cycles/min
Torsion stress in °	± 30 °/m
No. of torsion cycles	approx. 2000000 Cycles
Acceleration (C-track)	max. 5 m/s ²
Travel speed (C-track)	max. 3,3 m/s

Conditions ambiantes

Temperature range (mobile)	- 25 ... + 80 °C
Temperature range (fixed)	- 25 ... + 80 °C
Cable: Temperature range (fixed)	- 40 ... + 80 °C
Dragchain capable	Oui

Conditions ambiantes

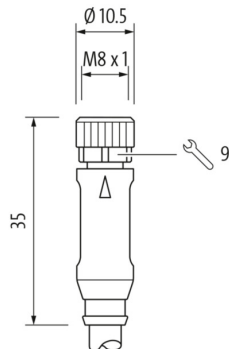
Head A: Chemical resistance	No
Head A: Flame resistance	HB (UL 94)
Head A: Oil resistance	ASTM 1 oil, mineral oils, limited to hydraulic oils
Head A: Acid and alkali resistant	No
Head A: Pollution degree	3
Cable: Chemical resistance	Good (DIN EN 60811-404)
Cable: Flame resistance	Conform UL 1581 §1090 (H), CSA FT2, IEC 60332-2-2
Cable: Oil resistance	Good (DIN EN 60811-404)
Cable: Silicone-free	Oui

Commercial data

Eclass	27060311
--------	----------

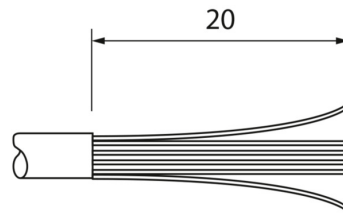
Side A

Technical drawing



Side B

Technical drawing



Coding

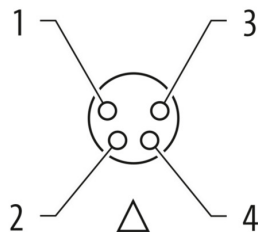


Schéma de raccordement

