

Vue d'ensemble

- M12, male, L-coded, 5-poles; PUR, 200 cm; M12, female, L-coded, 5-poles
- Dragchain capable; suitable for robotics ± 180 °/m
- Head A: IP65, IP67; Head B: IP65, IP67
- Cable: good resistance against chemicals, flames, oils
- Halogen free



Caractéristiques techniques

Side A		Cable	
Head A: Connection	M12	Cable: Temperature range (fixed)	- 50 ...+ 80 °C
Head A: Angle cable outlet	0°	Shielded	No
Head A: Gender	Male	Bending radius (fixed)	65,25 mm
Head A: Coding	L	Number of wires	5
Head A: No. of poles	5	Number and diameter of wires	5x1,5
Head A: LED	No	Length tolerance	+ 10 cm
Head A: Width across flats	AF17	Cable length	200 cm
Head A: Tightening torque	0,6 Nm	Acceleration (C-track)	max. 5 m/s ²
Head A: Knurled nut material	Zinc-pressure die casting, surface Ni	AWG	16
Head A: Body color	Black	Bending radius (fixed)	min. 7,5 × outer diameter
Labeling sleeve side A	Yes	Torsion speed	max. 35 cycles/min
Side B		Bending radius (mobile)	min. 10 × outer diameter
Head B: Connection	M12	Cable type	3
Head B: Angle cable outlet	0°	Cable weight	approx. 129,8 g/m
Head B: Gender	Female	Conductor structure	84 × 0,15 mm
Head B: Coding	L	Cable diameter	8,7 mm ± 5%
Head B: No. of poles	5	Conductor: Material	Copper, bare
Head B: LED	No	External sheath: Material	PUR
Head B: Width across flats	AF17	Insulation: Material	PP
Head B: Tightening torque	0,6 Nm	No. of bending cycles (C-track)	approx. 5000000 Cycles
Head B: Knurled nut material	Zinc-pressure die casting, surface Ni	Nominal voltage	1000 V AC
Head B: Body color	Black	No. of torsion cycles	approx. 2000000 Cycles
Head B: Gasket material	FKM	Paired stranding	No
Labeling sleeve side B	Yes	Single wire diameter	0,15 mm
Cables		Cable: Test voltage	10 kV
Cable length	200 cm	Torsion stress in °	± 180 °/m
Length tolerance	+ 10 cm	Total stranding	5 wires strand around core-filler
Shielded	No	Travel speed (C-track)	max. 3,3 m/s
Conductor structure	84 × 0,15 mm	Traversing path (horizontal)	max. 5 m
AWG	16	Wire cross section	1.5 mm ²
External sheath: Material	PUR	Wire processing	No
External sheath: Color	Black	Wire diameter incl. isolation	2,3 mm ± 5%
Cable diameter	8,7 mm ± 5%	External sheath: Color	Black
Wire cross section	1.5 mm ²	Données électriques	
Cable		Operating voltage	max. 63 V DC
Cable: Temperature range (mobile)	- 20 ...+ 80 °C	Nominal voltage	1000 V AC

Caractéristiques techniques

Données électriques

Contact resistance	max. 30 mOhm
Operating current per contact	max. 12 A

Données mécaniques

Head A: Degree of protection	IP65, IP67
Head B: Degree of protection	IP65, IP67
Bending radius (mobile)	min. 10 × outer diameter
Bending radius (fixed)	min. 7,5 × outer diameter
No. of bending cycles (C-track)	approx. 5000000 Cycles
Torsion speed	max. 35 cycles/min
Torsion stress in °	± 180 °/m
No. of torsion cycles	approx. 2000000 Cycles
Acceleration (C-track)	max. 5 m/s ²
Travel speed (C-track)	max. 3,3 m/s

Conditions ambiantes

Temperature range (mobile)	- 20 ...+ 80 °C
Temperature range (fixed)	- 25 ...+ 80 °C
Cable: Temperature range (fixed)	- 50 ...+ 80 °C

Conditions ambiantes

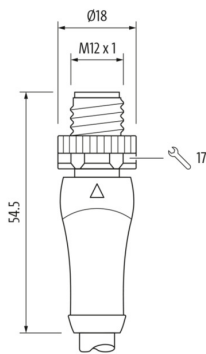
Dragchain capable	Oui
Head A: Chemical resistance	No
Head A: Flame resistance	V-2 (UL 94)
Head A: Acid and alkali resistant	No
Head A: Pollution degree	3
Head B: Chemical resistance	No
Head B: Flame resistance	V-2 (UL 94)
Head B: Acid and alkali resistant	No
Head B: Pollution degree	3
Cable: Chemical resistance	Good (DIN EN 60811-404)
Cable: Flame resistance	Conform UL 1581 VW-1, CSA FT1, IEC 60332-1, IEC 60332-2-2
Cable: Oil resistance	Good (DIN EN 60811-404)
Cable: Silicone-free	Oui

Commercial data

Eclass	27060311
--------	----------

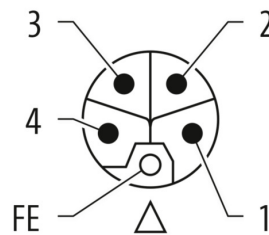
Side A

Technical drawing



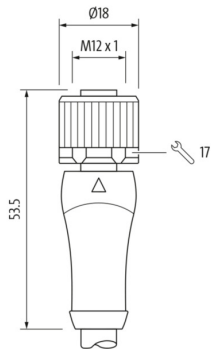
Side A

Coding

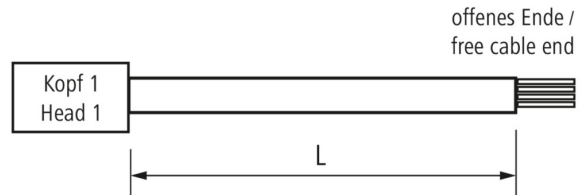


Side B

Technical drawing



Dessin d'encombrement



Coding

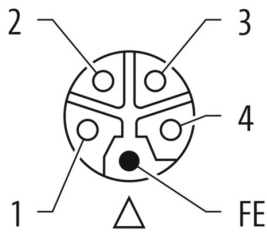


Schéma de raccordement

