

Vue d'ensemble

- M12, male, D-coded, 4-poles; PUR, 1000 cm, shielded; M12, male, D-coded, 4-poles
- Dragchain capable, CAT5, 100 Mbit/s
- Head A: IP65, IP66K, IP67; Head B: IP65, IP66K, IP67
- Cable: good resistance against flames, oils
- Halogen free



Caractéristiques techniques

Side A		Cable	
Head A: Connection	M12	Cable: Temperature range (fixed)	- 40 ...+ 80 °C
Head A: Angle cable outlet	0°	Operating voltage (only UL listed)	30 V DC
Head A: Gender	Male	Shielded	Oui
Head A: Coding	D	Shielding: Covering	approx. 85 %
Head A: No. of poles	4	Characteristic impedance	100 Ohm ± 15%
Head A: LED	No	Signal delay	5,1 ns/m
Head A: Width across flats	AF13	Transmission rate	100 MBit/s
Head A: Tightening torque	0,6 Nm	Bending radius (fixed)	33,5 mm
Head A: Knurled nut material	Zinc-pressure die casting, surface Ni	Number of wires	4
Head A: Body color	Black	Number and diameter of wires	4x0,355
Labeling sleeve side A	Yes	Length tolerance	± 15 cm
Side B		Cable length	1000 cm
Head B: Connection	M12	Acceleration (C-track)	max. 2 m/s ²
Head B: Angle cable outlet	0°	AWG	22
Head B: Gender	Male	Bending radius (fixed)	min. 5 × outer diameter
Head B: Coding	D	Bending radius (mobile)	min. 12 × outer diameter
Head B: No. of poles	4	Cable weight	approx. 69,3 g/m
Head B: LED	No	Conductor structure	7 × 0,254 mm
Head B: Width across flats	AF13	Cable diameter	6,7 mm ± 5%
Head B: Tightening torque	0,6 Nm	Insulation resistance	min. 5 MOhm x m
Head B: Knurled nut material	Zinc-pressure die casting, surface Ni	Conductor: Material	Copper, bare
Head B: Body color	Black	External sheath: Material	PUR
Labeling sleeve side B	Yes	Insulation: Material	PE
Cables		Shielding: Material	Copper, tinned; PET aluminium coated
Cable length	1000 cm	No. of bending cycles (C-track)	approx. 300000 Cycles
Length tolerance	± 15 cm	Nominal voltage	300 V
Shielded	Oui	Paired stranding	No
Conductor structure	7 × 0,254 mm	Single wire diameter	0,254 mm
AWG	22	Cable: Test voltage	2 kV AC core-core ; 2 kV AC core-shield
External sheath: Material	PUR	Total stranding	4 wires strand around core-filler
External sheath: Color	Green	Travel speed (C-track)	max. 3,3 m/s
Cable diameter	6,7 mm ± 5%	Traversing path (horizontal)	max. 5 m
Wire cross section	0.355 mm ²	Wire cross section	0.355 mm ²
Cable		Wire processing	No
Cable: Temperature range (mobile)	- 30 ...+ 70 °C	Wire diameter incl. isolation	1,4 mm ± 5%

2024-06-25 Les caractéristiques du produit et les données techniques spécifiées n'impliquent aucune garantie. Toute modification technique réservée.

Caractéristiques techniques

Cable

External sheath: Color	Green
Protocols	CAT5e

Données électriques

Operating voltage	max. 60 V DC
Operating voltage (only UL listed)	30 V DC
Nominal voltage	300 V
Contact resistance	max. 30 mOhm
Operating current per contact	max. 4 A

Données mécaniques

Head A: Degree of protection	IP65, IP66K, IP67
Head B: Degree of protection	IP65, IP66K, IP67
Bending radius (mobile)	min. 12 × outer diameter
Bending radius (fixed)	min. 5 × outer diameter
No. of bending cycles (C-track)	approx. 3000000 Cycles
Acceleration (C-track)	max. 2 m/s ²
Travel speed (C-track)	max. 3,3 m/s

Conditions ambiantes

Temperature range (mobile)	- 25 ...+ 70 °C
Temperature range (fixed)	- 25 ...+ 80 °C
Cable: Temperature range (fixed)	- 40 ...+ 80 °C

Conditions ambiantes

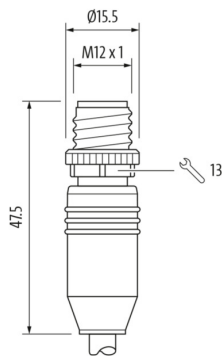
Dragchain capable	Oui
Head A: Chemical resistance	No
Head A: Flame resistance	HB (UL 94)
Head A: Oil resistance	ASTM 1 oil, mineral oils, limited to hydraulic oils
Head A: Acid and alkali resistant	No
Head A: Pollution degree	3
Head B: Chemical resistance	No
Head B: Flame resistance	HB (UL 94)
Head B: Oil resistance	ASTM 1 oil, mineral oils, limited to hydraulic oils
Head B: Acid and alkali resistant	No
Head B: Pollution degree	3
Cable: Flame resistance	Conform UL 1581 §1090, §1100 (FT2), IEC 60332-1-2 Std.
Cable: Oil resistance	Conform IEC 60811-2-1, ASTM IRM 901, ICEA S-82-552 Std.
Cable: Silicone-free	Oui

Commercial data

Eclass	27061801
--------	----------

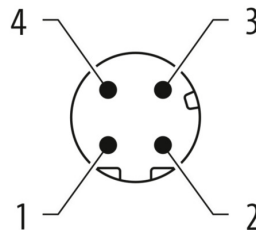
Side A

Technical drawing



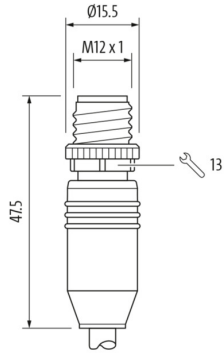
Side A

Coding



Side B

Technical drawing



Dessin d'encombrement



Coding

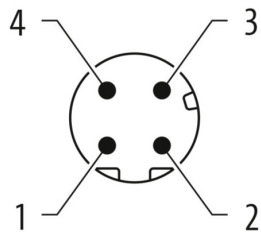


Schéma de raccordement

