


**Vue d'ensemble**

- M12, male, A-coded, 4-poles; PUR, 200 cm; M12, female, A-coded, 4-poles
- Dragchain capable; suitable for robotics  $\pm 360^\circ/\text{m}$
- Head A: IP65, IP66K, IP67; Head B: IP65, IP66K, IP67
- Cable: good resistance against chemicals, flames, oils
- Halogen free


**Caractéristiques techniques**

Side A		Cable	
Head A: Connection	M12	Cable: Temperature range (fixed)	- 40 ...+ 80 °C
Head A: Angle cable outlet	0°	Operating voltage (only UL listed)	30 V AC/DC
Head A: Gender	Male	Shielded	No
Head A: Coding	A	Bending radius (fixed)	23,5 mm
Head A: No. of poles	4	Number of wires	4
Head A: LED	No	Number and diameter of wires	4x0,34
Head A: Width across flats	AF13	Length tolerance	+ 10 cm
Head A: Tightening torque	0,6 Nm	Cable length	200 cm
Head A: Knurled nut material	Zinc-pressure die casting, Ni plated, surface Safe-Cover silvergray matt	Acceleration (C-track)	max. 5 m/s <sup>2</sup>
Head A: Body color	Black	AWG	22
Labeling sleeve side A	Yes	Bending radius (fixed)	min. 5 × outer diameter
<b>Side B</b>		Torsion speed	max. 35 cycles/min
Head B: Connection	M12	Bending radius (mobile)	min. 10 × outer diameter
Head B: Angle cable outlet	0°	Cable type	5
Head B: Gender	Female	Cable weight	approx. 36,3 g/m
Head B: Coding	A	Conductor structure	42 × 0,1 mm
Head B: No. of poles	4	Cable diameter	4,7 mm ± 5%
Head B: LED	No	Conductor: Material	Copper, bare
Head B: Width across flats	AF13	External sheath: Material	PUR
Head B: Tightening torque	0,6 Nm	Insulation: Material	PP
Head B: Knurled nut material	Zinc-pressure die casting, Ni plated, surface Safe-Cover silvergray matt	No. of bending cycles (C-track)	approx. 10000000 Cycles
Head B: Body color	Black	Nominal voltage	300 V
Head B: Gasket material	FKM	No. of torsion cycles	approx. 1000000 Cycles
Labeling sleeve side B	Yes	Paired stranding	No
<b>Cables</b>		Single wire diameter	0,1 mm
Cable length	200 cm	Cable: Test voltage	2,5 kV
Length tolerance	+ 10 cm	Torsion stress in °	± 360 °/m
Shielded	No	Total stranding	4 wires strand
Conductor structure	42 × 0,1 mm	Travel speed (C-track)	max. 3,3 m/s
AWG	22	Traversing path (horizontal)	max. 5 m
External sheath: Material	PUR	Wire cross section	0,34 mm <sup>2</sup>
External sheath: Color	Black	Wire processing	No
Cable diameter	4,7 mm ± 5%	Wire diameter incl. isolation	1,25 mm ± 5%
Wire cross section	0,34 mm <sup>2</sup>	External sheath: Color	Black
<b>Cable</b>			
Cable: Temperature range (mobile)	- 25 ...+ 80 °C		

**Caractéristiques techniques**

**Données électriques**

Operating voltage	max. 250 V AC/DC
Operating voltage (only UL listed)	30 V AC/DC
Nominal voltage	300 V
Contact resistance	max. 30 mOhm
Operating current per contact	max. 4 A

**Données mécaniques**

Head A: Degree of protection	IP65, IP66K, IP67
Head B: Degree of protection	IP65, IP66K, IP67
Bending radius (mobile)	min. 10 × outer diameter
Bending radius (fixed)	min. 5 × outer diameter
No. of bending cycles (C-track)	approx. 10000000 Cycles
Torsion speed	max. 35 cycles/min
Torsion stress in °	± 360 °/m
No. of torsion cycles	approx. 1000000 Cycles
Acceleration (C-track)	max. 5 m/s <sup>2</sup>
Travel speed (C-track)	max. 3,3 m/s

**Conditions ambiantes**

Temperature range (mobile)	- 25 ...+ 80 °C
----------------------------	-----------------

**Conditions ambiantes**

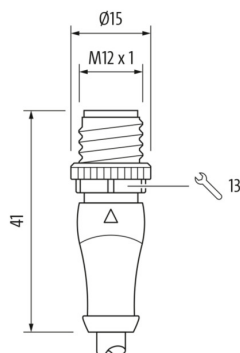
Temperature range (fixed)	- 25 ...+ 80 °C
Cable: Temperature range (fixed)	- 40 ...+ 80 °C
Dragchain capable	Oui
Head A: Chemical resistance	No
Head A: Flame resistance	HB (UL 94)
Head A: Oil resistance	ASTM 1 oil, mineral oils, limited to hydraulic oils
Head A: Acid and alkali resistant	No
Head A: Pollution degree	3
Head B: Flame resistance	HB (UL 94)
Head B: Oil resistance	ASTM 1 oil, mineral oils, limited to hydraulic oils
Head B: Acid and alkali resistant	No
Head B: Pollution degree	3
Cable: Chemical resistance	Good (DIN EN 60811-404)
Cable: Flame resistance	Conform UL 1581 §1090 (H), CSA FT2, IEC 60332-2-2
Cable: Oil resistance	Good (DIN EN 60811-404)
Cable: Silicone-free	Oui

**Commercial data**

Eclass	27060311
--------	----------

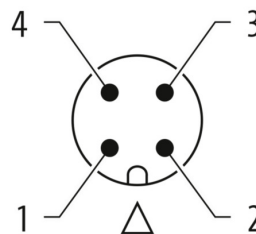
**Side A**

**Technical drawing**



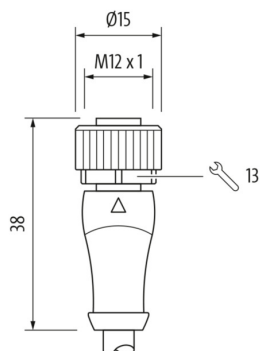
**Side A**

**Coding**

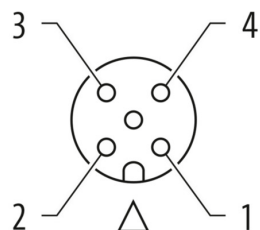


**Side B**

**Technical drawing**



**Coding**



**Schéma de raccordement**

