


Preliminary

Overview

- M12, female, A-coded, 4-poles; PUR, 2000 cm, shielded, free cable end
- Dragchain capable
- Head A: IP65, IP66K, IP67
- Cable: good resistance against chemicals, flames, oils
- Halogen free



Technical data

Side A		Cable	
Head A: Connection	M12	Number of wires	4
Head A: Angle cable outlet	0°	Number and diameter of wires	4x0.34
Head A: Gender	Female	Length tolerance	± 30 cm
Head A: Coding	A	Cable length	2000 cm
Head A: No. of poles	4	Acceleration (C-track)	max. 5 m/s ²
Head A: LED	No	AWG	22
Head A: Width across flats	AF13	Bending radius (fixed)	min. 5 × outer diameter
Head A: Tightening torque	0.6 Nm	Torsion speed	max. 35 cycles/min
Head A: Knurled nut material	Zinc-pressure die casting, surface Ni	Bending radius (mobile)	min. 10 × outer diameter
Head A: Body color	Black	Cable type	3
Head A: Gasket material	FKM	Cable weight	approx. 50.6 g/m
Labeling sleeve side A	Yes	Conductor structure	42 × 0.1 mm
Side B		Cable diameter	5.3 mm ± 5%
Head B: Connection	Open-ended wires	Conductor: Material	Copper, bare
Labeling sleeve side B	Yes	External sheath: Material	PUR
Cables		Insulation: Material	PP
Cable length	2000 cm	Shielding: Material	Copper, tinned
Length tolerance	± 30 cm	No. of bending cycles (C-track)	approx. 500000 Cycles
Stripping length	20 mm	Nominal voltage	300 V
Shielded	Yes	No. of torsion cycles	approx. 2000000 Cycles
Conductor structure	42 × 0.1 mm	Paired stranding	No
AWG	22	Single wire diameter	0.1 mm
External sheath: Material	PUR	Cable: Test voltage	2 kV AC core-core ; 2 kV AC core-shield
External sheath: Color	Black	Torsion stress in °	± 30 °/m
Cable diameter	5.3 mm ± 5%	Total stranding	4 wires strand
Wire cross section	0.34 mm ²	Travel speed (C-track)	max. 3.3 m/s
Cable		Traversing path (horizontal)	max. 5 m
External sheath: Shore hardness	90 ± 5 A	Wire cross section	0.34 mm ²
Cable: Temperature range (mobile)	- 25 ...+ 80 °C	Wire processing	No
Cable: Temperature range (fixed)	- 40 ...+ 80 °C	Wire diameter incl. isolation	1.25 mm ± 5%
Operating voltage (only UL listed)	30 V AC/DC	External sheath: Color	Black
Shielded	Yes	Electrical data	
Shielding: Covering	approx. 80 %	Operating voltage	max. 60 V AC/DC
Bending radius (fixed)	26.5 mm	Operating voltage (only UL listed)	30 V AC/DC
		Nominal voltage	300 V
		Contact resistance	max. 30 mOhm

Preliminary

Technical data

Electrical data

Operating current per contact max. 4 A

Mechanical data

Head A: Degree of protection IP65, IP66K, IP67
 Bending radius (mobile) min. 10 × outer diameter
 Bending radius (fixed) min. 5 × outer diameter
 No. of bending cycles (C-track) approx. 5000000 Cycles
 Torsion speed max. 35 cycles/min
 Torsion stress in ° ± 30 °/m
 No. of torsion cycles approx. 2000000 Cycles
 Acceleration (C-track) max. 5 m/s²
 Travel speed (C-track) max. 3.3 m/s

Environmental conditions

Temperature range (mobile) - 25 ...+ 80 °C
 Temperature range (fixed) - 25 ...+ 80 °C

Environmental conditions

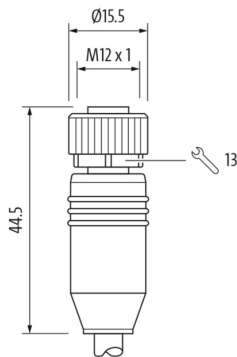
Cable: Temperature range (fixed) - 40 ...+ 80 °C
 Dragchain capable Yes
 Head A: Chemical resistance No
 Head A: Flame resistance HB (UL 94)
 Head A: Oil resistance ASTM 1 oil, mineral oils, limited to hydraulic oils
 Head A: Acid and alkali resistant No
 Head A: Pollution degree 3
 Cable: Chemical resistance Good (DIN EN 60811-404)
 Cable: Flame resistance Conform UL 1581 §1090 (H), CSA FT2, IEC 60332-2-2
 Cable: Oil resistance Good (DIN EN 60811-404)
 Cable: Silicone-free Yes

Commercial data

Eclass 27060311

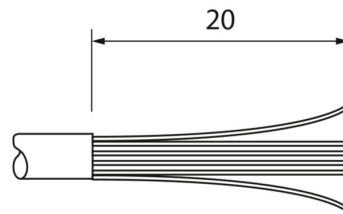
Side A

Technical drawing

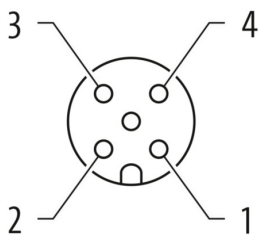


Side B

Technical drawing

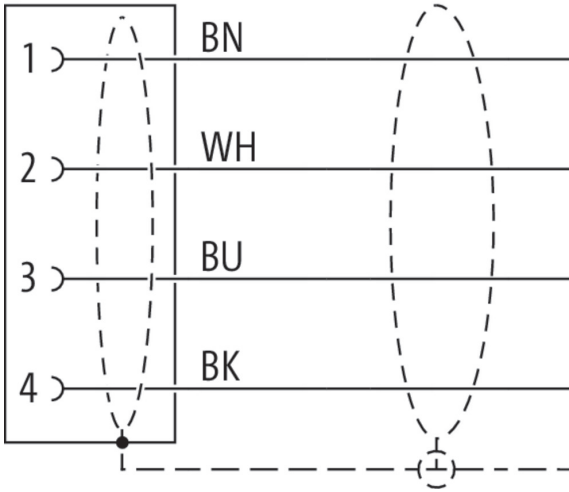


Coding



Preliminary

Connection diagram



Dimension drawing

