

**Vue d'ensemble**

- M12, Female, A-coded, 4-poles; PUR, 2000 cm, free cable end
- Dragchain capable; suitable for robotics  $\pm 180^\circ/\text{m}$
- Head A: IP65, IP66K, IP67
- Cable: good resistance against chemicals, flames, oils



**Caractéristiques techniques**

Side A		Cable	
Head A: Connection	M12	Length tolerance	$\pm 30$ cm
Head A: Angle cable outlet	$90^\circ$	Cable length	2000 cm
Head A: Gender	Female	Acceleration (C-track)	max. $10 \text{ m/s}^2$
Head A: Coding	A	AWG	22
Head A: No. of poles	4	Bending radius (fixed)	min. $5 \times$ outer diameter
Head A: LED	Oui	Torsion speed	max. 35 cycles/min
Head A: LED switching status	PNP	Bending radius (mobile)	min. $10 \times$ outer diameter
Head A: Width across flats	AF13	Cable type	3
Head A: Tightening torque	0,6 Nm	Cable weight	approx. 36,3 g/m
Head A: Knurled nut material	Zinc-pressure die casting, surface Ni	Conductor structure	$42 \times 0,1$ mm
Head A: Body color	Transparent	Cable diameter	$4,5 \text{ mm} \pm 5\%$
Head A: Gasket material	FKM	Conductor: Material	Copper, bare
Labeling sleeve side A	Yes	External sheath: Material	PUR
<b>Side B</b>		Insulation: Material	PP
Head B: Connection	Open-ended wires	No. of bending cycles (C-track)	approx. 10000000 Cycles
Labeling sleeve side B	Yes	Nominal voltage	300 V
<b>Cables</b>		No. of torsion cycles	approx. 2000000 Cycles
Cable length	2000 cm	Paired stranding	No
Length tolerance	$\pm 30$ cm	Single wire diameter	0,1 mm
Stripping length	20 mm	Cable: Test voltage	2,5 kV 0
Shielded	No	Torsion stress in $^\circ$	$\pm 180^\circ/\text{m}$
Conductor structure	$42 \times 0,1$ mm	Total stranding	4 wires strand
AWG	22	Travel speed (C-track)	max. 3 m/s
External sheath: Material	PUR	Traversing path (horizontal)	max. 10 m
External sheath: Color	Black	Wire cross section	$0,34 \text{ mm}^2$
Cable diameter	$4,5 \text{ mm} \pm 5\%$	Wire processing	No
Wire cross section	$0,34 \text{ mm}^2$	Wire diameter incl. isolation	$1,25 \text{ mm} \pm 5\%$
<b>Cable</b>		External sheath: Color	Black
External sheath: Shore hardness	$90 \pm 5$ A	<b>Données électriques</b>	
Cable: Temperature range (mobile)	$-25 \dots +80^\circ\text{C}$	Operating voltage	24 V DC $\pm 25\%$
Cable: Temperature range (fixed)	$-40 \dots +80^\circ\text{C}$	Nominal voltage	300 V
Shielded	No	Contact resistance	max. 30 mOhm
Bending radius (fixed)	22,5 mm	Operating current per contact	max. 4 A
Number of wires	4	<b>Données mécaniques</b>	
Number and diameter of wires	4x0,34	Head A: Degree of protection	IP65, IP66K, IP67
		Bending radius (mobile)	min. $10 \times$ outer diameter
		Bending radius (fixed)	min. $5 \times$ outer diameter

**Caractéristiques techniques**

**Données mécaniques**

No. of bending cycles (C-track)	approx. 10000000 Cycles
Torsion speed	max. 35 cycles/min
Torsion stress in °	± 180 °/m
No. of torsion cycles	approx. 2000000 Cycles
Acceleration (C-track)	max. 10 m/s <sup>2</sup>
Travel speed (C-track)	max. 3 m/s

**Conditions ambiantes**

Temperature range (mobile)	- 25 ...+ 80 °C
Temperature range (fixed)	- 25 ...+ 80 °C
Cable: Temperature range (fixed)	- 40 ...+ 80 °C
Dragchain capable	Oui

**Conditions ambiantes**

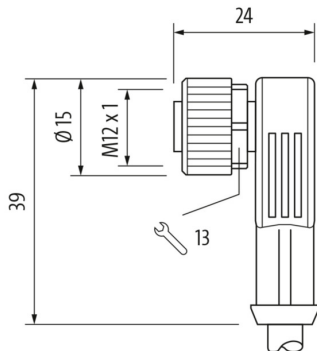
Head A: Chemical resistance	No
Head A: Flame resistance	HB (UL 94)
Head A: Oil resistance	ASTM 1 oil, mineral oils, limited to hydraulic oils
Head A: Acid and alkali resistant	No
Head A: Pollution degree	3
Cable: Chemical resistance	Good (DIN EN 60811-404)
Cable: Flame resistance	Conform UL 1581 §1090 (H)
Cable: Oil resistance	Good (DIN EN 60811-404)
Cable: Silicone-free	Oui

**Commercial data**

Eclass	27060311
--------	----------

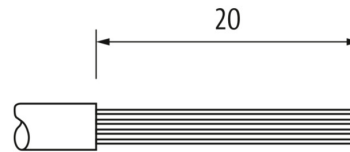
**Side A**

**Technical drawing**

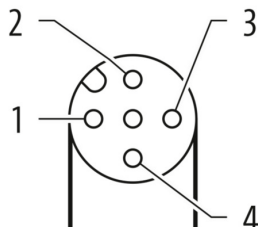


**Side B**

**Technical drawing**



**Coding**



**Schéma de raccordement**

