

Vue d'ensemble

- M12, female, A-coded; 12-poles; PVC, 200 cm, free cable end
- Head A: IP65, IP66K, IP67
- Cable: good resistance against chemicals


Caractéristiques techniques
Side A

| | |
|------------------------------|---------------------------------------|
| Head A: Connection | M12 |
| Head A: Angle cable outlet | 0° |
| Head A: Gender | Female |
| Head A: Coding | A |
| Head A: No. of poles | 12 |
| Head A: LED | No |
| Head A: Width across flats | AF13 |
| Head A: Tightening torque | 0,6 Nm |
| Head A: Knurled nut material | Zinc-pressure die casting, surface Ni |
| Head A: Body color | Black |
| Head A: Gasket material | FKM |
| Labeling sleeve side A | Yes |

Side B

| | |
|------------------------|------------------|
| Head B: Connection | Open-ended wires |
| Labeling sleeve side B | Yes |

Cables

| | |
|---------------------------|----------------------|
| Cable length | 200 cm |
| Length tolerance | + 10 cm |
| Stripping length | 80 mm |
| Shielded | No |
| Conductor structure | 18 × 0,1 mm |
| AWG | 26 |
| External sheath: Material | PVC |
| External sheath: Color | Black |
| Cable diameter | 6 mm ± 5% |
| Wire cross section | 0,14 mm ² |

Cable

| | |
|-----------------------------------|--------------------------|
| Cable: Temperature range (mobile) | - 5 ...+ 70 °C |
| Cable: Temperature range (fixed) | - 30 ...+ 70 °C |
| Shielded | No |
| Bending radius (fixed) | 60 mm |
| Number of wires | 12 |
| Number and diameter of wires | 12x0,14 |
| Length tolerance | + 10 cm |
| Cable length | 200 cm |
| AWG | 26 |
| Bending radius (mobile) | min. 10 × outer diameter |
| Cable weight | approx. 55 g/m |

Cable

| | |
|---------------------------------|---|
| Conductor structure | 18 × 0,1 mm |
| Cable diameter | 6 mm ± 5% |
| Conductor: Material | Copper, bare |
| External sheath: Material | PVC |
| Insulation: Material | PVC |
| No. of bending cycles (C-track) | Cycles |
| Nominal voltage | 300 V |
| Paired stranding | No |
| Single wire diameter | 0,1 mm |
| Cable: Test voltage | 1,5 kV |
| Total stranding | 3 wires strand, above that 9 wires strand in opposite direction |
| Wire cross section | 0,14 mm ² |
| Wire processing | No |
| Wire diameter incl. isolation | 1 mm ± 5% |
| External sheath: Color | Black |

Données électriques

| | |
|-------------------------------|-----------------|
| Operating voltage | max. 30 V AC/DC |
| Nominal voltage | 300 V |
| Contact resistance | max. 30 mOhm |
| Operating current per contact | max. 1,5 A |

Données mécaniques

| | |
|---------------------------------|--------------------------|
| Head A: Degree of protection | IP65, IP66K, IP67 |
| Bending radius (mobile) | min. 10 × outer diameter |
| No. of bending cycles (C-track) | Cycles |

Conditions ambiantes

| | |
|-----------------------------------|---|
| Temperature range (mobile) | - 5 ...+ 70 °C |
| Temperature range (fixed) | - 25 ...+ 70 °C |
| Cable: Temperature range (fixed) | - 30 ...+ 70 °C |
| Dragchain capable | No |
| Head A: Chemical resistance | No |
| Head A: Flame resistance | HB (UL 94) |
| Head A: Oil resistance | ASTM 1 oil, mineral oils, limited to hydraulic oils |
| Head A: Acid and alkali resistant | No |

Caractéristiques techniques

Conditions ambiantes

| | |
|----------------------------|------|
| Head A: Pollution degree | 3 |
| Cable: Chemical resistance | Good |
| Cable: Oil resistance | Good |

Conditions ambiantes

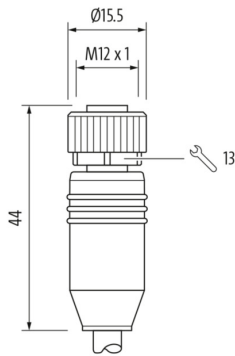
| | |
|----------------------|-----|
| Cable: Silicone-free | Oui |
|----------------------|-----|

Commercial data

| | |
|--------|----------|
| Eclass | 27060311 |
|--------|----------|

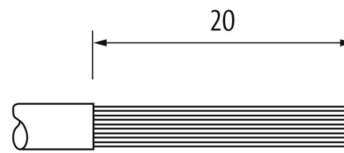
Side A

Technical drawing



Side B

Technical drawing



Coding

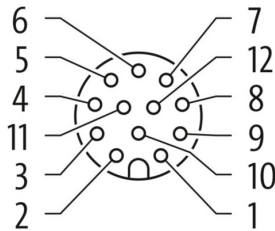


Schéma de raccordement

| | |
|------|-------|
| 1) | BN |
| 2) | BU |
| 3) | WH |
| 4) | GN |
| 5) | PK |
| 6) | YE |
| 7) | BK |
| 8) | GY |
| 9) | RD |
| 10) | VT |
| 11) | GY PK |
| 12) | RD BU |